

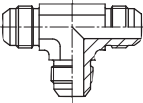





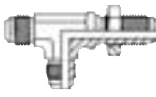




































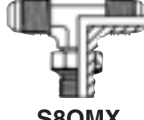
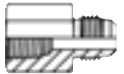
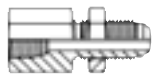



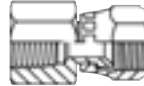




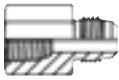



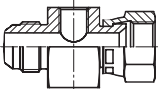

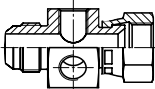
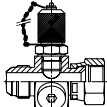
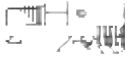

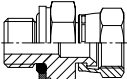



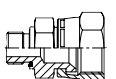





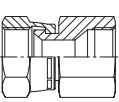
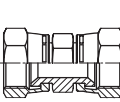
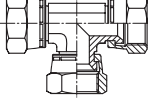



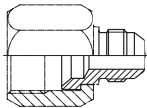
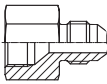


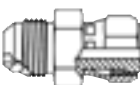
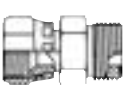

Triple-Lok[®]
*The universal
37° flared fitting*



Visual index

Tube to tube	 HMTX p. K9	 EMTX p. K10	 JMTX p. K11	 KTX p. K12			
Bulkhead union	 WMTX p. K13	 WEMTX p. K14	 WNTX p. K15	 WJTX p. K16	 WJJTX p. K17	 WLNМ p. K90	
Tube to male NPTF	 FMTX p. K34	 CMTX p. K49	 CCTX p. K50	 CCCTX p. K51	 VMTX p. K57	 RMTX p. K69	 SMTX p. K63
Tube to male BSPT	 F3MX p. K35	 C3MX p. K52	 V3MX p. K58	 R3MX p. K70	 S3MX p. K64		
Tube to male BSPP	 F4OMX p. K31	 F42EDMX p. K30	 C4OMX p. K47	 V4OMX p. K55	 R4OMX p. K67	 S4OMX p. K61	
Tube to straight thread UNF	 F5OMX p. K27	 FF5OMX p. K29	 C5OMX p. K45	 CC5OX p. K46	 V5OMX p. K54	 R5OMX p. K66	 S5OMX p. K60
Tube to male metric ISO 6149-3	 F87OMX p. K26	 C87OMX p. K44	 V87OMX p. K53	 R87OMX p. K65	 S87OMX p. K59		
Tube to male metric DIN 3852-1	 F8OMX p. K33	 F82EDMX p. K32	 C8OMX p. K48	 V8OMX p. K56	 R8OMX p. K68	 S8OMX p. K62	
Tube to female NPTF	 GMTX p. K72	 WGMTX p. K73	 DMTX p. K74	 OTX p. K75	 MTX p. K76	 G6X p. K77	

Visual index

Pressure gauge connectors	 <p>G4MX p. K71</p>	 <p>G4MXMO p. K78</p>	 <p>TT4MX p. K79</p>	 <p>TTP4MX p. K80</p>			
	 <p>R604MX p. K81</p>	 <p>R6P4MX p. K82</p>	 <p>K6OO4MX p. K83</p>	 <p>K6PP4MX p. K84</p>			
Triple-Lok® swivel nut male pipe	 <p>F6MX p. K42</p>	 <p>F63MX p. K43</p>					
Triple-Lok® swivel nut straight thread	 <p>F64OMX p. K39</p>	 <p>F642EDMX p. K38</p>	 <p>F65OMX p. K37</p>	 <p>F68OMX p. K41</p>	 <p>F682EDMX p. K40</p>	 <p>F687OMX p. K36</p>	
Tube to Triple-Lok® swivel nut	 <p>C6MX p. K18</p>	 <p>V6MX p. K19</p>	 <p>R6MX p. K21</p>	 <p>S6MX p. K20</p>	 <p>BBMTX p. K22</p>	 <p>HMX6 p. K24</p>	 <p>JX6 p. K25</p>
Nuts & Sleeves	 <p>BMTX p. K6</p>	 <p>BTX p. K5</p>	 <p>TX p. K7</p>				
Tube end reducers Plug Caps	 <p>TRMTX p. K23</p>	 <p>FNMTX p. K85</p>	 <p>PNMTX p. K86</p>				
Conversion Adapters Triple-Lok®/ O-Lok®	 <p>XHML0 p. K87</p>	 <p>XHML6 p. K88</p>	 <p>LOHMX6 p. K89</p>				
Seals Retaining ring and Tooling	 <p>Triple-Lok® Components p. K91</p>						



How to order Triple-Lok® fittings

Example Order code **6-8 C 5 O M X S**

1 2 3 4 5 6 7

1 Order codes for tube and port thread ends

Dash Size	Tube Size (Inch)	Tube Size (mm)	Port Thread Size (Inch) BSPP/BSPT/NPT	Port Thread Size UN / UNF
2	1/8		1/8	5/16-24
3	3/16			3/8-24
4	1/4	6	1/4	7/16-20
5				1/2-20
6	3/8	8,10	3/8	9/16-18
8	1/2	12	1/2	3/4-16
10	5/8	14,15,16	5/8	7/8-14
12	3/4	18,20	3/4	1 1/6-12
14				1 3/6-12
16	1	25	1	1 5/6-12
20	1 1/4	28,30,32	1 1/4	1 5/8-12
24	1 1/2	35,38	1 1/2	1 7/8-12
28		42		2 1/4-12
32	2	50	2	2 1/2-12

Metric port threads are shown as per example 4M12C87OMXS

3 Threads and sealing methods

Code	Description
None	NPT/NPTF Thread
3	BSPT Thread
4	BSPP Thread O-Ring & Retainer Ring
42	BSPP Thread EOLASTIC seal 'ED'
5	UN/UNF Thread (O-Ring Seal)
8	Metric Thread O-Ring & Retainer Ring
82	Metric Thread EOLASTIC seal 'ED'
87	Metric ISO 6149 Thread (O-Ring Seal)
63	Swivel Connector BSPT end
64	Swivel Connector BSPP end (O-Ring & Retainer Ring)
642	Swivel Connector BSPP end (EOLASTIC Seal 'ED')
65	Swivel Connector UN/UNF end (O-Ring seal)
68	Swivel Connector Metric end (O-Ring & Retainer Ring)
682	Swivel Connector Metric end (EOLASTIC Seal 'ED')
687	Swivel Connector Metric ISO 6149 end

2 Codes for fitting styles/shapes

Code	Description
AE6	Straight Thread Swivel
B	Nut
C	Male Stud elbow
CC	Long Male Stud elbow
CCC	Extra Long Male Stud elbow
C6	Swivel Nut Elbow
D	Female Elbow
E	Union elbow
F	Male Stud connector
FF	Long Male Stud connector
F6	Male Stud Swivel
FN	Cap
G	Female Connector
G-MO	Gauge Adapter Fitting
G6	Female Connector Swivel
H	Straight union
H6	Swivel/Swivel Adapter
J	Union Tee
J6	Swivel Tee
K	Union Cross
LOHX6	Triple-Lok® Swivel/O-Lok® Adapter
M	Female Run Tee
O	Female Branch Tee
PN	Plug
R	Male Stud Run Tee
R6	Swivel Run Tee
S	Male Stud Branch Tee
S6	Swivel Branch Tee
T	Sleeve
TR	Tube End Reducer
TT	Test Point Adapter
V	45° male stud elbow
V6	Swivel Nut 45° Elbow
W	Bulkhead Union
WE	Bulkhead Union Elbow
WG	Female Bulkhead connector
WJJ	Bulkhead Run Tee
WJT	Bulkhead Branch Tee
WLN	Bulkhead Locknut
WN	Bulkhead 45° union elbow
XHL	Triple Lok® / O-Lok® Adaptor
XHL6	Triple Lok® / O-Lok® Swivel Adaptor

4 Stud connector seal

Code	Description
O	O-Ring Seal (Assembled on fitting)
ED	Captive EOLASTIC Seal (Assembled on fitting)
No Code	No Seal (O-Ring not assembled on fitting)

5 Hexagon/ Across flats style

Code	Description
M	Metric Hexagon Dimension
No Code	Inch Hexagon Dimension

6 Fitting type

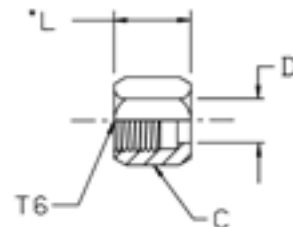
Code	Description
X	Parker Triple-Lok®

7 Fitting material

Code	Description
S	Steel
SS	Stainless Steel
B	Brass

BTX Nut

Triple-Lok® 37° Flare end nut
SAE 070110 MS51531



Tube O.D.	Thread UN/UNF-2B T6	C in.	D mm	L mm	Weight (steel) g/1 piece	Triple-Lok®		
						Steel	Stainless Steel	Brass
6	1/8	3/8	5	14	6	2 BTX-S	2 BTX-SS	2 BTX-B
	3/16	7/16	6	16	8	3 BTX-S	3 BTX-SS	3 BTX-B
	1/4	9/16	8	16	11	4 BTX-S	4 BTX-SS	4 BTX-B
	5/16	5/8	10	17	14	5 BTX-S	5 BTX-SS	5 BTX-B
	3/8	11/16	11	18	18	6 BTX-S	6 BTX-SS	6 BTX-B
14, 15, 16	1/2	7/8	15	22	29	8 BTX-S	8 BTX-SS	8 BTX-B
	5/8	1	18	25	54	10 BTX-S	10 BTX-SS	10 BTX-B
	3/4	1 1/4	21	26	73	12 BTX-S*	12 BTX-SS*	12 BTX-B*
	7/8	1 3/8	24	28	100	14 BTX-S	14 BTX-SS	14 BTX-B
	1	1 1/2	28	29	104	16 BTX-S	16 BTX-SS	16 BTX-B
28, 30, 32 35, 38	1 1/4	2	34	31	240	20 BTX-S	20 BTX-SS	20 BTX-B
	1 1/2	2 1/4	41	36	325	24 BTX-S	24 BTX-SS	24 BTX-B
	2	2 7/8	55	45	549	32 BTX-S	32 BTX-SS	24 BTX-B

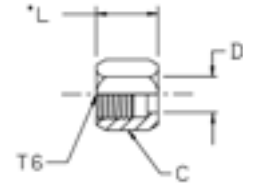
Order codes shown are part of our current manufacturing programme.

***Size 12 BTX-S cannot be used with the metric tube sleeve TXS20 or 20 mm tubes.
This applies to steel, stainless steel and brass.**



BMTX Nut

Triple-Lok® 37° Flare end nut
SAE 070110



Tube O.D.		Thread UN/UNF-2B T6	C mm	D mm	L mm	Weight (steel) g/1 piece	Triple-Lok® Steel	Triple-Lok® Stainless Steel
mm	in.							
6	1/4	7/16-20	14	8	16	11	4BMTXS	4BMTXSS
8	5/16	1/2-20	17	10	17	14	5BMTXS	5BMTXSS
10	3/8	9/16-18	19	11	18	18	6BMTXS	6BMTXSS
12	1/2	3/4-16	22	15	21	29	8BMTXS	8BMTXSS
14, 15, 16	5/8	7/8-14	27	18	25	42	10BMTXS	10BMTXSS
18, 20	3/4	1 1/16-12	32	22	26	73	12BMTXS	12BMTXSS
25	1	1 5/16-12	41	28	28	104	16BMTXS	16BMTXSS
28, 30, 32	1 1/4	1 5/8-12	50	34	31	240	20BMTXS	20BMTXSS
35, 38	1 1/2	1 7/8-12	60	41	36	325	24BMTXS	24BMTXSS
42		2 1/4	65	48	40	437	28BMTXS	28BMTXSS

Order codes shown are part of our current manufacturing programme.

TX Sleeve

Triple-Lok® 37° Flare tube end sleeve for metric tubes
SAE 070105



Tube O.D. mm	L mm	X mm	Weight (steel) g/1 piece	Triple-Lok® Steel	Triple-Lok® Stainless Steel	Triple-Lok® Brass
6	10	10	2	TXS6	TXSS6	TXB6
8	11	11	2	TXS8	TXSS8	TXB8
10	13	13	2	TXS10	TXSS10	TXB10
12	14	17	7	TXS12	TXSS12	TXB12
14	17	20	13	TXS14	TXSS14	TXB14
15	17	20	10	TXS15	TXSS15	TXB15
16	17	20	7	TXS16	TXSS16	TXB16
18	17	25	16	TXS18	TXSS18	TXB18
20	17	25	12	TXS20	TXSS20	TXB20
22	19	28	25	TXS22	TXSS22	TXB22
25	20	31	21	TXS25	TXSS25	TXB25
28	23	39	40	TXS28	TXSS28	TXB28
30	23	39	45	TXS30	TXSS30	TXB30
32	23	39	30	TXS32	TXSS32	TXB32
35	28	45	60	TXS35	TXSS35	TXB35
38	28	45	51	TXS38	TXSS38	TXB38
42	29	55	149	TXS42	TXSS42	TXB42

Order codes shown are part of our current manufacturing programme.

K

TX Sleeve

Triple-Lok® 37° Flare tube sleeve
SAE 070105 MS51533

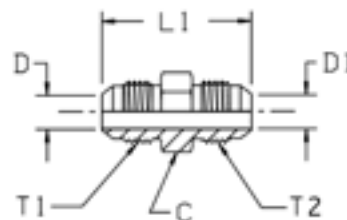


Tube O.D. in.	L mm	X mm	Weight (steel) g/1 piece	Triple-Lok® Steel	Triple-Lok® Stainless Steel	Triple-Lok® Brass
1/8	9	7	2	2 TX-S	2 TX-SS	2 TX-B
3/16	9	8	2	3 TX-S	3 TX-SS	3 TX-B
1/4	10	10	2	4 TX-S	4 TX-SS	4 TX-B
5/16	11	11	2	5 TX-S	5 TX-SS	5 TX-B
3/8	13	13	3	6 TX-S	6 TX-SS	6 TX-B
1/2	14	17	6	8 TX-S	8 TX-SS	8 TX-B
5/8	17	20	8	10 TX-S	10 TX-SS	10 TX-B
3/4	17	25	13	12 TX-S	12 TX-SS	12 TX-B
7/8	19	28	18	14 TX-S	14 TX-SS	14 TX-B
1	20	31	23	16 TX-S	16 TX-SS	16 TX-B
1 1/4	23	39	30	20 TX-S	20 TX-SS	20 TX-B
1 1/2	28	45	51	24 TX-S	24 TX-SS	24 TX-B
2	30	61	156	32 TX-S	32 TX-SS	32 TX-B

Order codes shown are part of our current manufacturing programme.

HMTX Union

Triple-Lok® 37° Flare ends
SAE 070101 MS51501



Tube 1 O.D.		Tube 2 O.D.		Thread UN/UNF-2A T1	Thread UN/UNF-2A T2	C	D	D1	L1	Weight (steel) g/1 piece	Triple-Lok® Steel	Triple-Lok® Stainless Steel	Triple-Lok® Brass	PN (bar)		
mm	in.	mm	in.			mm	mm	mm	mm					S	SS	
6	1/8	6	1/8	5/16-24	5/16-24	11	2	2	30	9	2 HTX-S			500	—	
	3/16		3/16	3/8-24	3/8-24	11	3	3	31	10	3 HTX-S			500	—	
	1/4		1/4	7/16-20	7/16-20	13	4	4	35	16	4HMTXS	4HMTXSS	4HMTXB	500	350	
	1/4		1/8	7/16-20	5/16-24	13	5	2	32	12	4-2 HTX-S	4-2HMTXSS	4-2HMTXB	500	350	
6	1/4	6	3/16	7/16-20	3/8-24	13	5	3	33	14	4-3 HTX-S	4-3HMTXSS	4-3HMTXB	500	350	
8	5/16		8	5/16	1/2-20	1/2-20	14	6	6	35	18	5HMTXS	5HMTXSS	5HMTXB	420	350
8	5/16		6	1/4	1/2-20	7/16-20	14	6	5	35	18	5-4 HTX-S	5-4HMTXSS	5-4HMTXB	420	350
10	3/8		10	3/8	9/16-18	9/16-18	17	8	8	36	25	6HMTXS	6HMTXSS	6HMTXB	420	350
10	3/8	6	1/4	9/16-18	7/16-20	17	8	4	36	22	6-4HMTXS	6-4HMTXSS	6-4HMTXB	420	350	
10	3/8		8	5/16	9/16-18	1/2-20	17	8	6	36	25	6-5 HTX-S	6-5HMTXSS	6-5HMTXB	420	350
12	1/2		12	1/2	3/4-16	3/4-16	19	10	10	41	52	8HMTXS	8HMTXSS	8HMTXB	420	350
12	1/2		6	1/4	3/4-16	7/16-20	21	10	5	39	45	8-4 HTX-S	8-4HMTXSS	8-4HMTXB	420	350
12	1/2	14, 15,16	3/8	3/4-16	9/16-18	19	10	8	39	45	8-6HMTXS	8-6HMTXSS	8-6HMTXB	420	350	
14, 15,16	5/8		5/8	7/8-14	7/8-14	24	12	12	48	80	10HMTXS	10HMTXSS	10HMTXB	350	350	
14, 15,16	5/8		10	3/8	7/8-14	9/16-18	24	13	8	43	60	10-6HMTXS	10-6HMTXSS	10-6HMTXB	350	350
14, 15,16	5/8		12	1/2	7/8-14	3/4-16	24	12	10	45	68	10-8HMTXS	10-8HMTXSS	10-8HMTXB	350	350
18, 20	3/4	18, 20	3/4	1 1/16-12	1 1/16-12	27	16	16	55	125	12HMTXS	12HMTXSS	12HMTXB	350	350	
18, 20	3/4		12	1/2	1 1/16-12	3/4-16	29	16	10	50	101	12-8 HTX-S	12-8HMTXSS	12-8HMTXB	350	350
20	3/4		14, 15,16	5/8	1 1/16-12	7/8-14	27	16	12	52	113	12-10HMTXS	12-10HMTXSS	12-10HMTXB	350	350
22	7/8		22	7/8	1 3/16-12	1 3/16-12	32	18	18	56	156	14 HTX-S	14HMTXSS	14HMTXB	280	280
25	1	28, 30, 32	1	1 5/16-12	1 5/16-12	36	22	22	57	131	16HMTXS	16HMTXSS	16HMTXB	280	280	
25	1		20	3/4	1 5/16-12	1 1/16-12	36	22	16	56	169	16-12HMTXS	16-12HMTXSS	16-12HMTXB	280	280
28, 30, 32	1 1/4		1 1/4	1 5/8-12	1 5/8-12	46	28	28	62	271		20HMTXS	20HMTXSS	20HMTXB	280	210
28, 30, 32	1 1/4		25	1	1 5/8-12	1 5/16-12	46	28	22	61	235	20-16HMTXS	20-16HMTXSS	20-16HMTXB	280	210
35, 38	1 1/2	42	35, 38	1 1/2	1 7/8-12	1 7/8-12	50	33	33	70	382	24HMTXS	24HMTXSS	24HMTXB	210	210
42	2		42	2	2 1/4-12	2 1/4-12	60	39	39	71	469	28HMTXS	28HMTXSS	28HMTXB	140	150
			2	2	2 1/2-12	2 1/2-12	67	45	45	87	785	32 HTX-S	32HMTXSS	32HMTXB	140	150

Order codes shown are part of our current manufacturing programme.

Imperial and metric parts may vary in hexagon dimensions.

$$\frac{\text{PN (bar)}}{10} = \text{PN (MPa)}$$

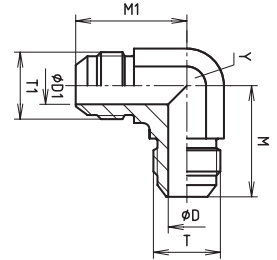
Pressure ratings – PN shown, apply to Steel and Stainless Steel versions of the product.

For Brass parts reduce pressures by 35%.



EMTX Union elbow

Triple-Lok® 37° Flare ends
SAE 070201 MS51505



Tube O.D.		Thread UN/UNF-2A T	Thread UN/UNF-2A T1	D mm	D1 mm	M mm	M1 mm	Y mm	Weight (steel) g/1 piece	Triple-Lok® Steel	Triple-Lok® Stainless Steel	Triple-Lok® Brass	PN (bar)	
mm	in.												S	SS
6	1/8	5/16-24	5/16-24	2	2	20	20	11	18	2 ETX-S			500	—
	3/16	3/8-24	3/8-24	3	3	21	21	11	20	3 ETX-S			500	—
	1/4	7/16-20	7/16-20	4	4	23	23	11	25	4EMTXS	4EMTXSS	4 ETX-B	500	350
	5/16	1/2-20	1/2-20	6	6	24	24	13	32	5EMTXS	5EMTXSS	5 ETX-B	420	350
8	3/8	9/16-18	9/16-18	8	8	27	27	14	44	6EMTXS	6EMTXSS	6 ETX-B	420	350
10	3/8	9/16-18	7/16-20	8	4	27	27	14	40	6-4 ETX-S	6-4EMTXSS	6-4 ETX-B	420	350
12	1/2	3/4-16	3/4-16	10	10	32	32	19	88	8EMTXS	8EMTXSS	8 ETX-B	420	350
12	1/2	3/4-16	3/8-24	10	8	32	29	19	75	8-6 ETX-S	8-6EMTXSS		420	—
14, 15, 16	5/8	7/8-14	7/8-14	12	12	37	37	22	139	10EMTXS	10EMTXSS	10 ETX-B	350	350
14, 15, 16	5/8	7/8-14	3/4-16	12	10	37	34	22	120	10-8 ETX-S	10-8EMTXSS	10-8 ETX-B	350	350
18, 20	3/4	1 1/16-12	1 1/16-12	16	16	42	42	27	258	12EMTXS	12EMTXSS	12 ETX-B	350	350
18, 20	3/4	1 1/16-12	3/4-16	16	10	42	46	27	220	12-8 ETX-S	12-8EMTXSS		350	—
18, 20	3/4	1 1/16-12	7/8-14	16	12	42	39	27	240	12-10 ETX-S	12-10EMTXSS		350	—
22	7/8	1 3/16-12	1 3/16-12	18	18	44	44	30	273	14 ETX-S	14EMTXSS		280	—
22, 25	1	1 5/16-12	1 5/16-12	22	22	46	46	33	333	16EMTXS	16EMTXSS	16 ETX-B	280	280
22, 25	1	1 5/16-12	1 1/16-12	22	16	46	45	33	310	16-12 ETX-S	16-12EMTXSS	16-12 ETX-B	280	280
28, 30, 32	1 1/4	1 5/8-12	1 5/8-12	28	28	52	52	41	586	20EMTXS	20EMTXSS	20 ETX-B	280	210
35, 38	1 1/2	1 7/8-12	1 7/8-12	33	33	59	59	48	778	24EMTXS	24EMTXSS	24 ETX-B	210	140
42	1 3/4	2 1/4-12	2 1/4-12	39	39	74	74	63	1100	28 ETX-S			140	—
	2	2 1/2-12	2 1/2-12	45	45	78	78	64	1680	32 ETX-S			140	—

Order codes shown are part of our current manufacturing programme.

Imperial and metric parts may vary in hexagon dimensions.

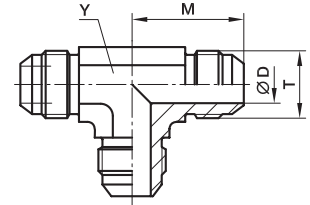
$$\frac{\text{PN (bar)}}{10} = \text{PN (MPa)}$$

Pressure ratings – PN shown, apply to Steel and Stainless Steel versions of the product.

For Brass parts reduce pressures by 35%.

JMTX Union tee

Triple-Lok® 37° Flare end (three ends)
SAE 070401 MS51510



Tube O.D.	Thread UN/UNF-2A T	D mm	M mm	Y mm	Weight (steel) g/1 piece	Triple-Lok® Steel	Triple-Lok® Stainless Steel	Triple-Lok® Brass	PN (bar)	
									mm	in.
6	1/8	5/16-24	2	20	8	25	2 JTX-S		500	—
	3/16	3/8-24	3	21	11	30	3 JTX-S		500	—
	1/4	7/16-20	4	23	11	33	4JMTXS	4JMTXSS	4 JTX-B	500 350
	5/16	1/2-20	6	24	13	42	5JMTXS	5JMTXSS	5 JTX-B	420 350
8	3/8	9/16-18	8	27	14	53	6JMTXS	6JMTXSS	6 JTX-B	420 350
14, 15, 16	1/2	3/4-16	10	32	19	118	8JMTXS	8JMTXSS	8 JTX-B	420 350
	5/8	7/8-14	12	37	22	182	10JMTXS	10JMTXSS	10 JTX-B	350 350
	3/4	1 1/16-12	16	42	27	291	12JMTXS	12JMTXSS	12 JTX-B	350 350
	7/8	1 3/16-12	18	44	33	403	14 JTX-S	14JMTXSS	14 JTX-B	280 245
	1	1 5/16-12	22	46	33	415	16JMTXS	16JMTXSS	16 JTX-B	280 280
28, 30, 32	1 1/4	1 5/8-12	28	52	41	706	20JMTXS	20JMTXSS	20 JTX-B	280 210
	1 1/2	1 7/8-12	33	59	48	990	24 JTX-S	24JMTXSS	24 JTX-B	210 140
	3/4	2 1/4-12	39	74	63	2270	28 JTX-S			140 —
	2	2 1/2-12	45	78	66	2450	32 JTX-S			140 —

Order codes shown are part of our current manufacturing programme.

Imperial and metric parts may vary in hexagon dimensions.

$$\frac{\text{PN (bar)}}{10} = \text{PN (MPa)}$$

Pressure ratings – PN shown, apply to Steel and Stainless Steel versions of the product.

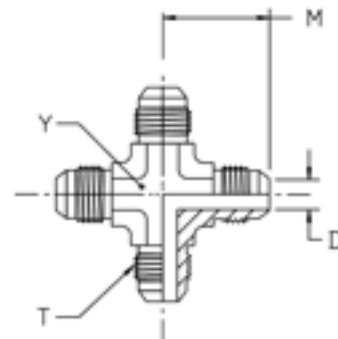
For Brass parts reduce pressures by 35%.

Union tee reducing up on request.

K

KTX Union cross

Triple-Lok® 37° Flare end (four ends)
SAE 070501 MS51517



Tube O.D. mm	in.	Thread UN/UNF-2A T	D mm	M mm	Y mm	Weight (steel) g/1 piece	Triple-Lok® Steel	Triple-Lok® Stainless Steel	Triple-Lok® Brass	PN (bar)	
										S	SS
6	1/4	7/16-20	4	23	11	41	4 KTX-S	4 KTX-SS	4 KTX-B	500	350
8	5/16	1/2-20	6	24	14	50	5 KTX-S	5 KTX-SS	5 KTX-B	420	350
10	3/8	9/16-18	8	27	14	68	6 KTX-S	6 KTX-SS	6 KTX-B	420	350
12	1/2	3/4-16	10	32	19	144	8 KTX-S	8 KTX-SS	8 KTX-B	420	350
14, 15, 16	5/8	7/8-14	12	37	22	220	10 KTX-S	10 KTX-SS	10 KTX-B	350	350
18, 20	3/4	1 1/16-12	16	42	27	345	12 KTX-S	12 KTX-SS	12 KTX-B	350	350
25	1	1 5/16-12	22	46	33	588	16 KTX-S	16 KTX-SS	16 KTX-B	280	280

Order codes shown are part of our current manufacturing programme.

Imperial and metric parts may vary in hexagon dimensions.

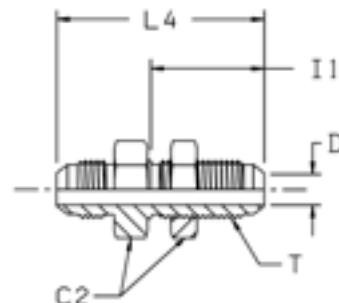
$$\frac{\text{PN (bar)}}{10} = \text{PN (MPa)}$$

Pressure ratings – PN shown, apply to Steel and Stainless Steel versions of the product.

For Brass parts reduce pressures by 35%.

WMTX Bulkhead union

Triple-Lok® 37° Flare ends
SAE 070601 MS51520



Tube O.D.		Thread UN/UNF-2A T	C2 mm	D mm	I1 mm	L4 mm	Weight (steel) g/1 piece	Triple-Lok® Steel	Triple-Lok® Stainless Steel	Triple-Lok® Brass	PN (bar)	
mm	in.										S	SS
6	1/4	7/16-20	17	4	31	53	41	4WMTXWLNMS	4WMTXWLNMS	4WMTXWLNMB	500	350
8	5/16	1/2-20	19	6	31	53	49	5WMTXWLNMS	5WMTXWLNMS	5WMTXWLNMB	420	350
10	3/8	9/16-18	22	8	33	55	64	6WMTXWLNMS	6WMTXWLNMS	6WMTXWLNMB	420	350
12	1/2	3/4-16	24	10	37	62	111	8WMTXWLNMS	8WMTXWLNMS	8WMTXWLNMB	420	350
14, 15, 16	5/8	7/8-14	30	12	40	70	157	10WMTXWLNMS	10WMTXWLNMS	10WMTXWLNMB	350	350
18, 20	3/4	1 1/16-12	36	16	44	79	254	12WMTXWLNMS	12WMTXWLNMS	12WMTXWLNMB	350	350
22	7/8	1 3/16-12	38	18	45	80	296	14 WTX-WLN-S	14WMTXWLNMS	14WMTXWLNMB	280	280
25	1	1 5/16-12	41	22	44	80	337	16WMTXWLNMS	16WMTXWLNMS	16WMTXWLNMB	280	280
28, 30, 32	1 1/4	1 5/8-12	50	28	46	84	462	20WMTXWLNMS	20WMTXWLNMS	20WMTXWLNMB	280	210
35, 38	1 1/2	1 7/8-12	55	33	46	89	695	24WMTXWLNMS	24WMTXWLNMS	24WMTXWLNMB	210	140

Order codes shown are part of our current manufacturing programme.

Imperial and metric parts may vary in hexagon dimensions.

For the version without the locknut remove "WLNMS" (e. g. 16WMTX)

$$\frac{\text{PN (bar)}}{10} = \text{PN (MPa)}$$

Pressure ratings – PN shown, apply to Steel and Stainless Steel versions of the product.

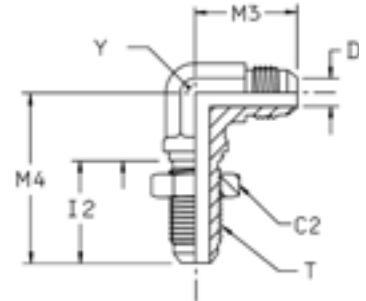
For Brass parts reduce pressures by 35%.

Maximum bulkhead wallthickness

Size	Tube O.D.		Straight bulkhead union Max. thickness mm	Shape bulkhead union Max. thickness mm
	inch	metric		
4	1/4	6	8.4	5.3
5	5/16	8	8.4	5.3
6	3/8	10	10.7	7.1
8	1/2	12	11.2	8.4
10	5/8	14–16	10.9	8.1
12	3/4	18–20	11.2	8.6
14	7/8		10.4	7.9
16	1	22–25	9.9	7.4
20	1 1/4	28–32	10.2	7.4
24	1 1/2	35–38	7.1	—
32	2		7.1	—

WEMTX Bulkhead union elbow

Triple-Lok® 37° Flare ends
SAE 070701 MS51507



Tube O.D. mm	Tube O.D. in.	Thread UN/UNF-2A T	C2 mm	D mm	I2 mm	M3 mm	M4 mm	Y mm	Weight (steel) g/1 piece	Triple-Lok® Steel	Triple-Lok® Stainless Steel	Triple-Lok® Brass	PN (bar)	
													S	SS
6	1/4	7/16-20	17	4	26	25	40	11	44	4 WETX-WLN-S	4 WETX-WLN-SS	4 WETX-WLN-B	500	350
8	5/16	1/2-20	19	6	26	27	44	13	59	5 WETX-WLN-S	5 WETX-WLN-SS	5 WETX-WLN-B	420	350
10	3/8	9/16-18	22	8	28	28	46	14	72	6WEMTXWLNMS	6 WETX-WLN-SS	6 WETX-WLN-B	420	350
12	1/2	3/4-16	24	10	32	36	54	19	145	8WEMTXWLNMS	8 WETX-WLN-SS	8 WETX-WLN-B	420	350
14, 15, 16	5/8	7/8-14	30	12	35	40	61	22	212	10WEMTXWLNMS	10 WETX-WLN-SS	10 WETX-WLN-B	350	350
18, 20	3/4	1 1/16-12	36	16	40	45	68	27	345	12WEMTXWLNMS	12 WETX-WLN-SS	12 WETX-WLN-B	350	350
22	7/8	1 3/16-12	38	18	40	49	71	33	370	14 WETX-WLN-S	14 WETX-WLN-SS		280	—
25	1	1 5/16-12	41	22	40	49	71	33	474	16 WETX-WLN-S	16 WETX-WLN-SS		280	—
28, 30, 32	1 1/4	1 5/8-12	48	28	41	55	80	41	753	20 WETX-WLN-S	20 WETX-WLN-SS		280	—

Order codes shown are part of our current manufacturing programme.

Imperial and metric parts may vary in hexagon dimensions.

For the version without the locknut remove "WLNMS" (e. g. 16WETX)

$$\frac{\text{PN (bar)}}{10} = \text{PN (MPa)}$$

Pressure ratings – PN shown, apply to Steel and Stainless Steel versions of the product.

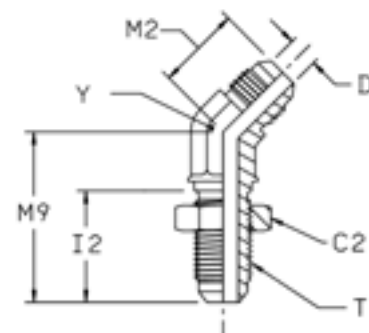
For Brass parts reduce pressures by 35%.

Maximum bulkhead wallthickness

Size	Tube O.D.		Straight bulkhead union Max. thickness mm	Shape bulkhead union Max. thickness mm
	inch	metric		
4	1/4	6	8.4	5.3
5	5/16	8	8.4	5.3
6	3/8	10	10.7	7.1
8	1/2	12	11.2	8.4
10	5/8	14–16	10.9	8.1
12	3/4	18–20	11.2	8.6
14	7/8		10.4	7.9
16	1	22–25	9.9	7.4
20	1 1/4	28–32	10.2	7.4
24	1 1/2	35–38	7.1	—
32	2		7.1	—

WNTX 45° Bulkhead union elbow

Triple-Lok® 37° Flare ends
SAE 070801 MS51509



Tube O.D.		Thread UN/UNF-2A T	C2 mm	D mm	I2 mm	M2 mm	M9 mm	Y mm	Weight (steel) g/1 piece	Triple-Lok® Steel	Triple-Lok® Stainless Steel	PN (bar)	
mm	in.											S	SS
6	1/4	7/16-20	17	4	26	18	39	11	32	4 WNTX-WLN-S	4 WNTX-WLN-SS	500	350
8	5/16	1/2-20	19	6	26	20	42	14	41	5 WNTX-WLN-S		420	—
10	3/8	9/16-18	21	8	28	21	42	14	48	6 WNTX-WLN-S	6 WNTX-WLN-SS	420	350
12	1/2	3/4-16	25	10	32	25	49	19	105	8 WNTX-WLN-S	8 WNTX-WLN-SS	420	350
14, 15, 16	5/8	7/8-14	29	12	35	28	55	22	152	10 WNTX-WLN-S	10 WNTX-WLN-SS	350	350
18, 20	3/4	1 1/16-12	35	16	40	33	62	27	245	12 WNTX-WLN-S	12 WNTX-WLN-SS	350	350
22, 25	1	1 5/16-12	41	22	40	37	65	33	355	16 WNTX-WLN-S	16 WNTX-WLN-SS	280	280
28, 30, 32	1 1/4	1 5/8-12	48	28	41	40	67	41	465	20 WNTX-WLN-S		280	—

Order codes shown are part of our current manufacturing programme.

Imperial and metric parts may vary in hexagon dimensions.

For the version without the locknut remove "WLN" (e.g. 16 WNTX)

$$\frac{\text{PN (bar)}}{10} = \text{PN (MPa)}$$

Pressure ratings – PN shown, apply to Steel and Stainless Steel versions of the product.

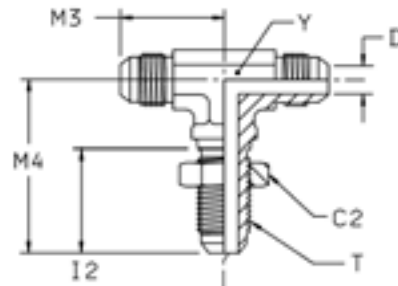


Maximum bulkhead wallthickness

Size	Tube O.D.		Straight bulkhead union Max. thickness mm	Shape bulkhead union Max. thickness mm
	inch	metric		
4	1/4	6	8.4	5.3
5	5/16	8	8.4	5.3
6	3/8	10	10.7	7.1
8	1/2	12	11.2	8.4
10	5/8	14–16	10.9	8.1
12	3/4	18–20	11.2	8.6
14	7/8		10.4	7.9
16	1	22–25	9.9	7.4
20	1 1/4	28–32	10.2	7.4
24	1 1/2	35–38	7.1	—
32	2		7.1	—

WJTX Bulkhead branch tee

Triple-Lok® 37° Flare ends
SAE 070959 MS51515



Tube O.D.		Thread UN/UNF-2A T	C2 mm	D mm	l2 mm	M3 mm	M4 mm	Y mm	Weight (steel) g/1 piece	Triple-Lok® Steel	Triple-Lok® Stainless Steel		PN (bar)		
mm	in.										S	SS	S	SS	
6	1/4	7/16-20	17	4	26	25	40	11	45	4 WJTX-WLN-S	4 WJTX-WLN-SS	500	350		
10	3/8	9/16-18	21	8	28	28	46	14	71	6 WJTX-WLN-S	6 WJTX-WLN-SS	420	350		
12	1/2	3/4-16	25	10	32	35	54	19	158	8 WJTX-WLN-S	8 WJTX-WLN-SS	420	350		
14, 15, 16	5/8	7/8-14	29	12	35	40	61	22	297	10 WJTX-WLN-S	10 WJTX-WLN-SS	350	350		
18, 20	3/4	1 1/16-12	35	16	40	45	68	27	379	12 WJTX-WLN-S	12 WJTX-WLN-SS	350	350		
22, 25	1	1 5/16-12	42	22	40	49	71	33	420	16 WJTX-WLN-S		280	—		
28, 30, 32	1 1/4	1 5/8-12	48	28	41	55	79	41	500	20 WJTX-WLN-S		280	—		

Order codes shown are part of our current manufacturing programme.

Imperial and metric parts may vary in hexagon dimensions.

For the version without the locknut remove "WLN" (e.g. 16 WJTX)

$$\frac{\text{PN (bar)}}{10} = \text{PN (MPa)}$$

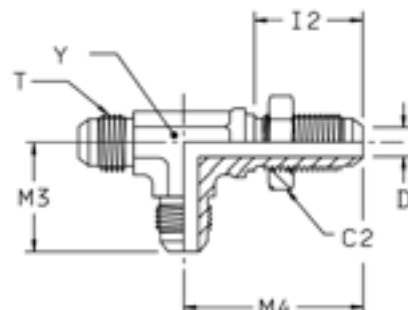
Pressure ratings – PN shown, apply to Steel and Stainless Steel versions of the product.

Maximum bulkhead wallthickness

Size	Tube O.D.		Straight bulkhead union Max. thickness mm	Shape bulkhead union Max. thickness mm
	inch	metric		
4	1/4	6	8.4	5.3
5	5/16	8	8.4	5.3
6	3/8	10	10.7	7.1
8	1/2	12	11.2	8.4
10	5/8	14–16	10.9	8.1
12	3/4	18–20	11.2	8.6
14	7/8		10.4	7.9
16	1	22–25	9.9	7.4
20	1 1/4	28–32	10.2	7.4
24	1 1/2	35–38	7.1	—
32	2		7.1	—

WJJT_X Bulkhead run tee

Triple-Lok® 37° Flare ends
SAE 070958 MS51516



Tube O.D.		Thread UN/UNF-2A T	C2 mm	D mm	I2 mm	M3 mm	M4 mm	Y mm	Weight (steel) g/1 piece	Triple-Lok® Steel	PN (bar)
mm	in.										
6	1/4	7/16-20	17	4	26	25	40	11	58	4 WJJT_X-WLN-S	500
10	3/8	9/16-18	21	8	28	28	46	14	75	6 WJJT_X-WLN-S	420
12	1/2	3/4-16	25	10	32	35	54	19	158	8 WJJT_X-WLN-S	420
14, 15, 16	5/8	7/8-14	29	12	35	40	61	22	309	10 WJJT_X-WLN-S	350
18, 20	3/4	1 1/16-12	35	16	40	45	68	27	340	12 WJJT_X-WLN-S	350
22, 25	1	1 5/16-12	42	22	40	49	71	36	390	16 WJJT_X-WLN-S	280
28, 30, 32	1 1/4	1 5/8-12	48	28	41	55	79	41	450	20 WJJT_X-WLN-S	280

Order codes shown are part of our current manufacturing programme.

Imperial and metric parts may vary in hexagon dimensions.

For the version without the locknut remove "WLN" (e.g. 16 WJJT_X)

$$\frac{\text{PN (bar)}}{10} = \text{PN (MPa)}$$

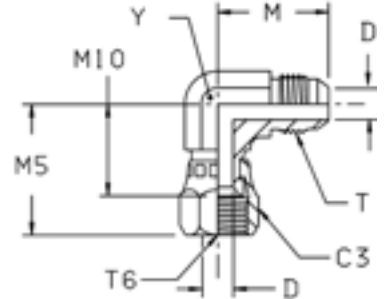


Maximum bulkhead wallthickness

Size	Tube O.D.		Straight bulkhead union Max. thickness mm	Shape bulkhead union Max. thickness mm
	inch	metric		
4	1/4	6	8.4	5.3
5	5/16	8	8.4	5.3
6	3/8	10	10.7	7.1
8	1/2	12	11.2	8.4
10	5/8	14-16	10.9	8.1
12	3/4	18-20	11.2	8.6
14	7/8		10.4	7.9
16	1	22-25	9.9	7.4
20	1 1/4	28-32	10.2	7.4
24	1 1/2	35-38	7.1	—
32	2		7.1	—

C6MX Swivel nut elbow

Triple-Lok® 37° Flare end / Triple-Lok® 37° Flare female swivel end
SAE 070221 MS51521



Tube O.D. mm	Tube O.D. in.	Thread UN/UNF-2A T	Thread UN/UNF-2B T6	C3 mm	D mm	M mm	M5 mm	M10 mm	Y mm	Weight (steel) g/1 piece	Triple-Lok® Steel	Triple-Lok® Stainless Steel		PN (bar)		
												S	SS	S	SS	
6	3/16	3/8-24	3/8-24	13	3	21	25	16	11	27	3 C6X-S		500	—		
	1/4	7/16-20	7/16-20	16	4	23	25	17	11	37	4C6MXS	4C6MXSS	500	350		
	8	5/16	1/2-20	1/2-20	17	6	24	27	13	43	5C6MXS	5C6MXSS	420	350		
	10	3/8	9/16-18	9/16-18	19	8	27	32	22	54	6C6MXS	6C6MXSS	350	350		
	12	1/2	3/4-16	3/4-16	22	10	32	35	24	105	8C6MXS	8C6MXSS	350	350		
14, 15, 16	5/8	7/8-14	7/8-14	27	12	37	41	28	22	162	10C6MXS	10C6MXSS	350	350		
	3/4	1 1/16-12	1 1/16-12	32	16	42	44	30	27	260	12C6MXS	12C6MXSS	350	350		
	22	7/8	1 3/16-12	1 3/16-12	35	18	46	45	34	293	14 C6X-S		250	—		
	25	1	1 5/16-12	1 5/16-12	38	22	46	51	36	420	16C6MXS	16C6MXSS	250	250		
	28, 30, 32	1 1/4	1 5/8-12	1 5/8-12	50	28	52	59	43	679	20 C6X-S	20C6MXSS	250	210		
35, 38	1 1/2	1 7/8-12	1 7/8-12	57	33	59	66	47	48	747	24 C6X-S	24C6MXSS	170	140		
	2	2 1/2-12	2 1/2-12	73	45	78	89	62	66	920	32 C6X-S		110	—		

Order codes shown are part of our current manufacturing programme.

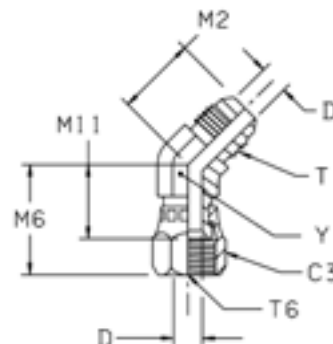
Imperial and metric parts may vary in hexagon dimensions.

$$\frac{\text{PN (bar)}}{10} = \text{PN (MPa)}$$

Pressure ratings – PN shown, apply to Steel and Stainless Steel versions of the product.

V6MX 45° Swivel nut elbow

Triple-Lok® 37° Flare end / Triple-Lok® 37° Flare female swivel end
SAE 070321 MS51522



Tube O.D.		Thread UN/UNF-2A T	Thread UN/UNF-2B T6	C3 mm	D mm	M2 mm	M6 mm	M11 mm	Y mm	Weight (steel) g/1 piece	Triple-Lok® Steel	Triple-Lok® Stainless Steel	PN (bar)	
mm	in.												S	SS
6	1/4	7/16-20	7/16-20	14	4	18	24	15	11	30	4 V6X-S	4 V6X-SS	500	350
8	5/16	1/2-20	1/2-20	16	6	20	25	16	14	45	5 V6X-S	5 V6X-SS	420	350
10	3/8	9/16-18	9/16-18	19	8	21	28	19	14	47	6 V6X-S	6 V6X-SS	350	350
12	1/2	3/4-16	3/4-16	22	10	25	33	22	19	89	8V6MXS	8 V6X-SS	350	350
14, 15, 16	5/8	7/8-14	7/8-14	27	12	28	37	24	22	131	10 V6X-S	10 V6X-SS	350	350
18, 20	3/4	1 1/16-12	1 1/16-12	32	16	33	38	24	27	203	12 V6X-S	12 V6X-SS	350	350
22	7/8	1 3/16-12	1 3/16-12	35	18	35	41	28	30	291	14 V6X-S		250	—
25	1	1 5/16-12	1 5/16-12	38	22	37	44	29	33	335	16 V6X-S	16 V6X-SS	250	250
28, 30, 32	1 1/4	1 5/8-12	1 5/8-12	51	27	40	52	36	41	572	20 V6X-S	20 V6X-SS	250	210
35, 38	1 1/2	1 7/8-12	1 7/8-12	57	33	45	58	39	48	715	24 V6X-S	24 V6X-SS	170	140
	2	2 1/2-12	2 1/2-12	72	45	56	70	50	66	960	32 V6X-S	32 V6X-SS	110	110

Order codes shown are part of our current manufacturing programme.

Imperial and metric parts may vary in hexagon dimensions.

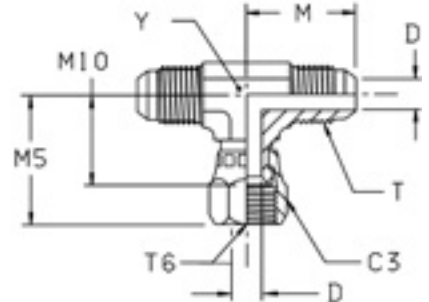
$$\frac{\text{PN (bar)}}{10} = \text{PN (MPa)}$$

Pressure ratings – PN shown, apply to Steel and Stainless Steel versions of the product.



S6MX Swivel nut branch tee

Triple-Lok® 37° Flare ends / Triple-Lok® 37° Flare female swivel end
 SAE 070433 MS51524



Tube O.D.		Thread UN/UNF-2A T	Thread UN/UNF-2B T6	C3 mm	D mm	M mm	M5 mm	M10 mm	Y mm	Weight (steel) g/1 piece	Triple-Lok® Steel	Triple-Lok® Stainless Steel	PN (bar)	
mm	in.												S	SS
6	1/4	7/16-20	7/16-20	16	4	23	25	17	11	44	4 S6X-S	4 S6X-SS	500	350
8	5/16	1/2-20	1/2-20	17	6	24	27	17	13	58	5S6MXS	5 S6X-SS	420	350
10	3/8	9/16-18	9/16-18	19	8	27	32	22	14	71	6S6MXS	6 S6X-SS	350	350
12	1/2	3/4-16	3/4-16	22	10	32	35	24	19	133	8S6MXS	8 S6X-SS	350	350
14, 15, 16	5/8	7/8-14	7/8-14	27	12	37	41	28	22	203	10S6MXS	10 S6X-SS	350	350
18, 20	3/4	1 1/16-12	1 1/16-12	32	16	42	44	30	27	328	12S6MXS	12 S6X-SS	350	350
25	1	1 5/16-12	1 5/16-12	38	22	46	51	36	33	483	16S6MXS	16 S6X-SS	250	250
28, 30, 32	1 1/4	1 5/8-12	1 5/8-12	50	28	52	59	43	41	708	20 S6X-S	20 S6X-SS	250	210
35, 38	1 1/2	1 7/8-12	1 7/8-12	57	33	59	68	49	48	1100	24 S6X-S	24 S6X-SS	170	170

Order codes shown are part of our current manufacturing programme.

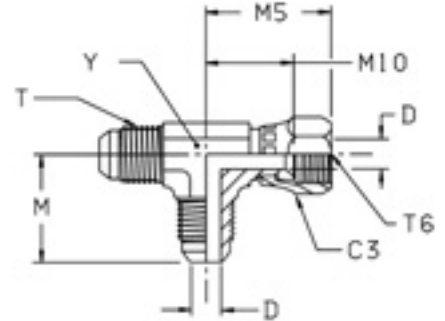
Imperial and metric parts may vary in hexagon dimensions.

$\frac{\text{PN (bar)}}{10} = \text{PN (MPa)}$

Pressure ratings – PN shown, apply to Steel and Stainless Steel versions of the product.

R6MX Swivel nut run tee

Triple-Lok® 37° Flare ends / Triple-Lok® 37° Flare female swivel end
SAE 070432



Tube O.D.		Thread UN/UNF-2A T	Thread UN/UNF-2B T6	C3 mm	D mm	M mm	M5 mm	M10 mm	Y mm	Weight (steel) g/1 piece	Triple-Lok® Steel	Triple-Lok® Stainless Steel	PN (bar)	
mm	in.												S	SS
6	1/4	7/16-20	7/16-20	16	4	23	25	17	11	44	4 R6X-S	4 R6X-SS	500	350
8	5/16	1/2-20	1/2-20	17	6	24	27	17	13	56	5R6MXS	5 R6X-SS	420	350
10	3/8	9/16-18	9/16-18	19	8	27	32	22	14	69	6R6MXS	6 R6X-SS	350	350
12	1/2	3/4-16	3/4-16	22	10	32	35	24	19	136	8R6MXS	8 R6X-SS	350	350
14, 15, 16	5/8	7/8-14	7/8-14	27	12	37	41	28	22	207	10R6MXS	10 R6X-SS	350	350
18, 20	3/4	1 1/16-12	1 1/16-12	32	16	42	44	30	27	319	12R6MXS	12 R6X-SS	350	350
22	7/8	1 3/16-12	1 3/16-12	35	18	46	45	34	33	622	14 R6X-S	14 R6X-SS	250	250
25	1	1 5/16-12	1 5/16-12	38	22	46	51	36	33	489	16R6MXS	16 R6X-SS	250	250
28, 30, 32	1 1/4	1 5/8-12	1 5/8-12	50	28	52	59	43	41	712	20R6MXS	20 R6X-SS	250	210
35, 38	1 1/2	1 7/8-12	1 7/8-12	57	33	59	66	47	48	1100	24 R6X-S	24 R6X-SS	170	170

Order codes shown are part of our current manufacturing programme.

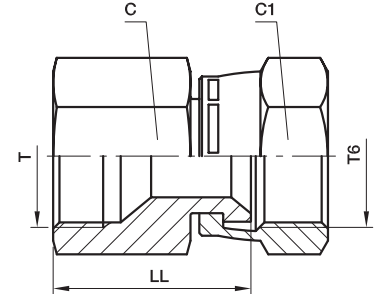
Imperial and metric parts may vary in hexagon dimensions.

$$\frac{\text{PN (bar)}}{10} = \text{PN (MPa)}$$

Pressure ratings – PN shown, apply to Steel and Stainless Steel versions of the product.

BBMTX Swivel nut female connector

Triple-Lok® 37° Flare fixed female end / Triple-Lok® 37° Flare female swivel end



Tube O.D. mm	Tube O.D. in.	Thread UN/UNF-2A T	Thread UN/UNF-2B T6	C mm	C1 mm	LL mm	Weight (steel) g/1 piece	Triple-Lok® Steel	Triple-Lok® Stainless Steel	PN (bar)	
										S	SS
6	1/4	7/16-20	7/16-20	14	16	23	25	4BBMTXS	4BBMTXSS	500	350
8	5/16	1/2-20	1/2-20	17	17	26	32	5BBMTXS	5BBMTXSS	420	350
10	3/8	9/16-20	9/16-20	19	19	26	60	6BBMTXS	6BBMTXSS	350	350
12	1/2	3/4-16	3/4-16	22	22	32	87	8BBMTXS	8BBMTXSS	350	350
14, 15, 16	5/8	7/8-14	7/8-14	27	27	36	150	10BBMTXS	10BBMTXSS	350	350
18, 20	3/4	1 1/16-12	1 1/16-12	32	32	37	221	12BBMTXS	12BBMTXSS	350	350
25	1	1 5/16-12	1 5/16-12	41	38	42	348	16BBMTXS	16BBMTXSS	250	250
28, 30, 32	1 1/4	1 5/8-12	1 5/8-12	50	50	47	955	20BBMTXS	20BBMTXSS	250	210
35, 38	1 1/2	1 7/8-12	1 7/8-12	60	60	54	1031	24BBMTXS	24BBMTXSS	170	140

Order codes shown are part of our current manufacturing programme.

Imperial and metric parts may vary in hexagon dimensions.

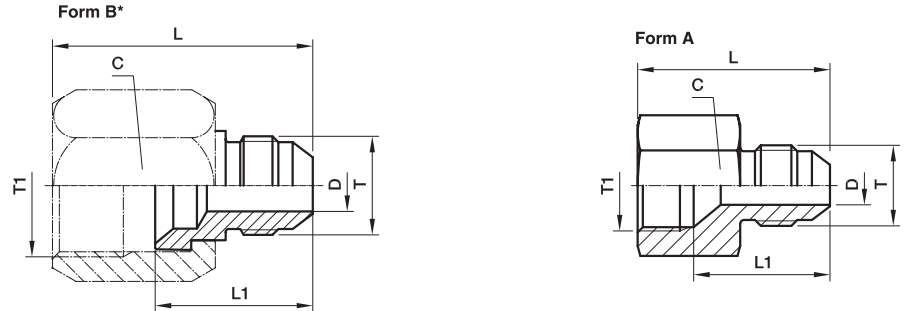
$\frac{\text{PN (bar)}}{10} = \text{PN (MPa)}$

Pressure ratings – PN shown, apply to Steel and Stainless Steel versions of the product.

TRMTX Tube end reducer

Triple-Lok® 37° Flare end / Triple-Lok® 37° Flare female swivel* end
SAE 070123 MS51534

*Form A Fixed Female Style



* For Form B, a BTX- or BTMX-nut is required (to be ordered separately)

Tube Metric T1 O.D.	Tube Metric T O.D.	Tube in. T1 O.D.	Tube in. T O.D.	Thread UN/UNF-2B T1	Thread UN/UNF-2A T	Typ	C mm	D mm	L mm	L1 mm	Weight (steel) g/1 piece	Triple-Lok® Steel	Triple-Lok® Stainless Steel	Triple-Lok® Brass	PN (bar) S SS
8	6	1/4	1/8	7/16-20	5/16-24	B	14	2	31	19	16	4-2TRTXS	4-2TRMTXSS		500 350
10	6	5/16	1/4	1/2-20	7/16-20	A	17	4	29	24	21	5-4TRMTXS	5-4TRMTXSS		420 350
10	8	3/8	1/4	9/16-18	7/16-20	B	19	4	36	23	35	6-4TRTXS	6-4TRMTXSS	6-4 TRTX-B	420 350
12	8	3/8	5/16	9/16-18	1/2-20	A	19	6	29	26	29	6-5TRMTXS	6-5TRMTXSS		420 350
12	6	1/2	1/4	3/4-16	7/16-20	B	22	4	38	23	38	8-4TRTXS	8-4TRMTXSS	8-4 TRTX-B	420 350
12	8	1/2	5/16	3/4-16	1/2-20	B	22	6	38	23	35	8-5TRTXS	8-5TRMTXSS		420 350
12	10	1/2	3/8	3/4-16	9/16-18	B	22	8	38	23	32	8-6TRTXS	8-6TRMTXSS	8-6 TRTX-B	420 350
14, 15, 16	6	5/8	1/4	7/8-14	7/16-20	B	27	4	45	26	83	10-4TRTXS	10-4TRMTXSS		350 350
14, 15, 16	8	5/8	5/16	7/8-14	1/2-20	B	27	6	41	26	80	10-5TRTXS	10-5TRMTXSS		350 350
14, 15, 16	10	5/8	3/8	7/8-14	9/16-20	B	27	8	41	29	78	10-6TRTXS	10-6TRMTXSS	10-6 TRTX-B	350 350
14, 15, 16	12	5/8	1/2	7/8-14	3/4-16	A	27	10	37	22	73	10-8TRMTXS	10-8TRMTXSS		350 350
18, 20	6	3/4	1/4	1 1/16-12	7/16-20	B	32	4	47	28	120	12-4TRTXS	12-4TRMTXSS	12-4 TRTX-B	350 350
18, 20	8	3/4	5/16	1 1/16-12	1/2-20	B	32	6	45	26	118	12-5TRTXS	12-5TRMTXSS		350 350
18, 20	10	3/4	3/8	1 1/16-12	9/16-20	B	32	8	47	25	115	12-6TRTXS	12-6TRMTXSS	12-6 TRTX-B	350 350
18, 20	12	3/4	1/2	1 1/16-12	3/4-16	B	32	10	50	27	128	12-8TRTXS	12-8TRMTXSS	12-8 TRTX-B	350 350
18, 20	14, 15, 16	3/4	5/8	1 1/16-12	7/8-14	A	32	12	42	26	119	12-10TRMTXS	12-10TRMTXSS		350 350
22	10	7/8	3/8	1 3/16-12	9/16-20	B	35	8	50	29	102	14-6TRTXS	14-6TRMTXSS		350 350
22	14, 15, 16	7/8	5/8	1 3/16-12	7/8-14	B	35	12	55	34	120	14-10TRTXS	14-10TRMTXSS		350 350
22	18, 20	7/8	3/4	1 3/16-12	1 1/16-12	A	35	16	47	33	166	14-12 TRTXN-S	14-12TRMTXSS		350 350
25	6	1	1/4	1 5/16-12	7/16-20	B	41	4	53	31	205	16-4TRTXS	16-4TRMTXSS		310 350
25	10	1	3/8	1 5/16-12	9/16-18	B	41	8	48	31	215	16-6TRTXS	16-6TRMTXSS		310 350
25	12	1	1/2	1 5/16-12	3/4-16	B	41	10	49	29	228	16-8TRTXS	16-8TRMTXSS		310 350
25	14, 15, 16	1	5/8	1 5/16-12	7/8-14	B	41	12	52	30	239	16-10TRTXS	16-10TRMTXSS		310 350
25	18, 20	1	3/4	1 5/16-12	1 1/16-12	B	41	16	55	35	252	16-12TRTXS	16-12TRMTXSS		310 280
25	22	1	7/8	1 5/16-12	1 3/16-12	A	38	18	60	38	224	16-14 TRTXN-S	16-14TRMTXSS		310 280
28, 30, 32	14, 15, 16	1 1/4	5/8	1 5/8-12	7/8-14	B	50	12	59	32	380	20-10TRTXS	20-10TRMTXSS		280 280
28, 30, 32	18, 20	1 1/4	3/4	1 5/8-12	1 1/16-12	B	50	16	62	39	370	20-12TRTXS	20-12TRMTXSS		280 280
28, 30, 32	25	1 1/4	1	1 5/8-12	1 5/16-12	B	50	21	64	40	355	20-16TRTXS	20-16TRMTXSS		280 280
35, 38	20	1 1/2	3/4	1 7/8-12	1 1/16-12	B	60	16	63	41	520	24-12TRTXS	24-12TRMTXSS		210 280
35, 38	25	1 1/2	1	1 7/8-12	1 5/16-12	B	60	22	63	41	570	24-16TRTXS	24-16TRMTXSS		210 140
35, 38	28, 30, 32	1 1/2	1 1/4	1 7/8-12	1 5/8-12	B	60	27	70	43	614	24-20TRTXS	24-20TRMTXSS		210 140
42	35, 38			2 1/4-12	1 7/8-12	B	65	33	72	42	839	28-24TRTXS	28-24TRMTXSS		140 140
50	38	2	1 1/2	2 1/2-12	1 7/8-12	B	70	34	75	49	900	32-24TRTXS			140 —

Order codes shown are part of our current manufacturing programme.

Imperial and metric parts may vary in hexagon dimensions.

$$\frac{PN \text{ (bar)}}{10} = PN \text{ (MPa)}$$

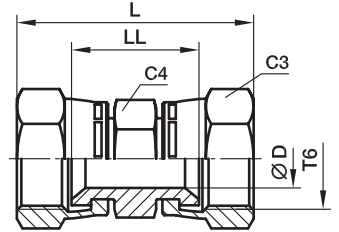
Pressure ratings – PN shown, apply to Steel and Stainless Steel versions of the product.

For Brass parts reduce pressures by 35 %



HMX6 Swivel nut union

Triple-Lok® 37° Flare female swivel ends



Tube O.D.		Thread UN/UNF-2B T6	C3 mm	C4 mm	D mm	L mm	LL mm	Weight (steel) g/1 piece	Triple-Lok® Steel	Triple-Lok® Stainless Steel	PN (bar)	
mm	in.										S	SS
6	1/4	7/16-20	14	14	5	38	20	27	4 HX6-S	4HMX6SS	500	500
8, 10	5/16, 3/8	9/16-18	18	18	8	45	26	35	6 HX6-S	6HMX6SS	350	350
12	1/2	3/4-16	22	22	10	51	30	64	8 HX6-S	8HMX6SS	350	350
14, 15, 16	5/8	7/8-14	25	25	13	57	32	115	10 HX6-S	10HMX6SS	350	350
18, 20	3/4	1 1/16-12	32	32	16	62	33	185	12 HX6-S	12HMX6SS	350	350
25	1	1 5/16-12	41	41	22	68	38	235	16 HX6-S	16HMX6SS	250	250

Order codes shown are part of our current manufacturing programme.

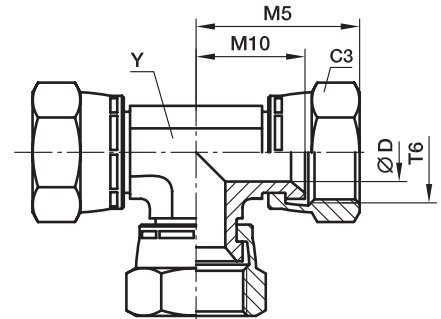
Imperial and metric parts may vary in hexagon dimensions.

$$\frac{\text{PN (bar)}}{10} = \text{PN (MPa)}$$

Pressure ratings – PN shown, apply to Steel and Stainless Steel versions of the product.

JX6 Swivel nut union tee

Triple-Lok® 37° Flare female swivel ends



Tube O.D.		Thread UN/UNF-2B T6	C3 mm	D mm	M5 mm	M10 mm	Y mm	Weight (steel) g/1 piece	Triple-Lok® Steel	PN (bar)
mm	in.									
6	1/4	7/16-20	14	5	25	17	11	55	4 JX6-S	500
8, 10	5/16, 3/8	9/16-18	18	8	32	22	14	85	6 JX6-S	350
12	1/2	3/4-16	22	10	35	24	19	150	8 JX6-S	350
14, 15, 16	5/8	7/8-14	25	13	41	29	19	220	10 JX6-S	350
18, 20	3/4	1 1/16-12	32	16	45	30	27	345	12 JX6-S	350
25	1	1 5/16-12	41	22	51	36	30	510	16 JX6-S	250

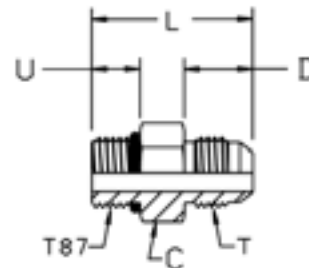
Order codes shown are part of our current manufacturing programme.

Imperial and metric parts may vary in hexagon dimensions.

$$\frac{\text{PN (bar)}}{10} = \text{PN (MPa)}$$

F87OMX Male stud connector

Triple-Lok® 37° Flare end / Male metric thread – O-ring (ISO 6149)



Tube O.D.		Thread Metric T87	Thread UN/UNF-2A T	L mm	D mm	C mm	U mm	Weight (steel) g/1 piece	Triple-Lok® Steel	Triple-Lok® Stainless Steel	PN (bar)	
mm	in.										S	SS
6	1/4	M 10×1.0	7/16-20	30	14	14	9	25	4M10F87OMXS	4M10F87OMXSS	500	350
8	5/16	M 10×1.0	1/2-20	30	14	14	9	30	5M10F87OMXS	5M10F87OMXSS	420	350
8	5/16	M 12×1.5	1/2-20	33	14	19	11	37	5M12F87OMXS	5M12F87OMXSS	420	350
8	5/16	M 14×1.5	1/2-20	34	14	19	11	40	5M14F87OMXS	5M14F87OMXSS	420	350
10	3/8	M 14×1.5	9/16-18	34	14	19	11	44	6M14F87OMXS	6M14F87OMXSS	420	350
10	3/8	M 16×1.5	9/16-18	36	14	22	12	53	6M16F87OMXS	6M16F87OMXSS	420	350
10	3/8	M 18×1.5	9/16-18	37	14	24	13	60	6M18F87OMXS	6M18F87OMXSS	350	350
12	1/2	M 14×1.5	3/4-16	36	17	19	11	41	8M14F87OMXS	8M14F87OMXSS	420	350
12	1/2	M 16×1.5	3/4-16	38	17	22	12	57	8M16F87OMXS	8M16F87OMXSS	420	350
12	1/2	M 18×1.5	3/4-16	39	17	24	13	71	8M18F87OMXS	8M18F87OMXSS	350	350
14, 15, 16	5/8	M 14×1.5	7/8-14	41	19	24	11	73	10M14F87OMXS	10M14F87OMXSS	350	350
14, 15, 16	5/8	M 18×1.5	7/8-14	43	19	24	13	75	10M18F87OMXS	10M18F87OMXSS	350	350
14, 15, 16	5/8	M 22×1.5	7/8-14	44	19	27	13	98	10M22F87OMXS	10M22F87OMXSS	350	350
14, 15, 16	5/8	M 27×2.0	7/8-14	46	19	32	16	75	10M27F87OMXS	10M27F87OMXSS	350	350
18, 20	3/4	M 22×1.5	1 1/16-12	48	22	27	13	104	12M22F87OMXS	12M22F87OMXSS	350	350
18, 20	3/4	M 27×2.0	1 1/16-12	51	22	32	16	158	12M27F87OMXS	12M27F87OMXSS	350	350
25	1	M 27×2.0	1 5/16-12	51	23	36	16	206	16M27F87OMXS	16M27F87OMXSS	280	280
25	1	M 33×2.0	1 5/16-12	53	23	41	16	273	16M33F87OMXS	16M33F87OMXSS	280	280
28, 30, 32	1 1/4	M 42×2.0	1 5/8-12	55	24	50	16	431	20M42F87OMXS	20M42F87OMXSS	280	210
35, 38	1 1/2	M 48×2.0	1 7/8-12	59	28	55	18	564	24M48F87OMXS	24M48F87OMXSS	210	140

Steel, stainless steel and brass Triple-Lok® parts are delivered with NBR elastomeric seals as standard. For more details on other seal materials see page K91.

Order codes shown are part of our current manufacturing programme.

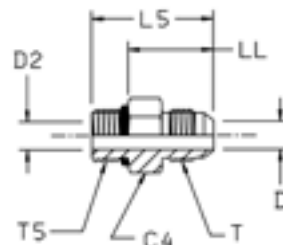
Imperial and metric parts may vary in hexagon dimensions.

$$\frac{\text{PN (bar)}}{10} = \text{PN (MPa)}$$

Pressure ratings – PN shown, apply to Steel and Stainless Steel versions of the product.

F5OMX Male stud connector

Triple-Lok® 37° Flare end / Male UN/UNF thread – O-ring (ISO 11926)
SAE 070120 MS51525

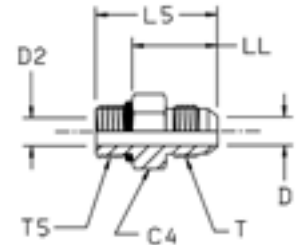


Tube O.D.	Thread		C4	D	D2	L5	LL	Weight (steel) g/1 piece	Triple-Lok® Steel	Triple-Lok® Stainless Steel	PN (bar)		
	mm	in.									UN/UNF-2A T5	UN/UNF-2A T	mm
6	1/8	5/16-24	5/16-24	11	2	2	27	19	8	2 F5OX-S	4F5OMXSS 4-3F5OMXSS	500	—
	3/16	3/8-24	3/8-24	13	3	3	28	20	10	3 F5OX-S		500	—
	3/16	5/16-24	3/8-24	13	3	2	28	20	9	3-2 F5OX-S		500	—
	1/4	7/16-20	7/16-20	14	4	4	31	22	15	4F5OMXS		500	350
	1/4	3/8-24	7/16-20	14	5	3	30	23	12	4-3 F5OX-S		500	350
	1/2	1/2-20	7/16-20	16	4	6	31	22	25	4-5 F5OX-S		4-5F5OMXSS	420
6	1/4	9/16-18	7/16-20	17	4	4	33	23	27	4-6F5OMXS	4-6F5OMXSS	420	350
	1/4	3/4-16	7/16-20	22	4	10	35	24	35	4-8 F5OX-S	4-8F5OMXSS	420	350
	1/4	7/8-14	7/16-20	25	5	5	38	25	60	4-10 F5OX-S	4-10F5OMXSS	350	350
	5/16	1/2-20	1/2-20	16	6	6	31	22	18	5F5OMXS	5F5OMXSS	420	350
	5/16	7/16-20	1/2-20	14	6	5	31	22	18	5-4 F5OX-S	5-4F5OMXSS	420	350
	5/16	9/16-18	1/2-20	17	6	6	33	23	25	5-6 F5OX-S	5-6F5OMXSS	420	350
8	5/16	3/4-16	1/2-20	22	6	6	35	24	40	5-8 F5OX-S	5-8F5OMXSS	420	350
	3/8	9/16-18	9/16-18	17	8	8	33	23	25	6F5OMXS	6F5OMXSS	420	350
	3/8	7/16-20	9/16-18	16	8	4	32	23	40	6-4 F5OX-S	6-4F5OMXSS	420	350
	3/8	1/2-20	9/16-18	16	8	6	32	23	56	6-5 F5OX-S	6-5F5OMXSS	420	350
	3/8	3/4-16	9/16-18	22	8	8	35	24	44	6-8F5OMXS	6-8F5OMXSS	420	350
	3/8	7/8-14	9/16-18	25	8	12	38	25	85	6-10 F5OX-S	6-10F5OMXSS	350	350
10	3/8	1 1/16-12	9/16-18	32	8	16	42	27	100	6-12 F5OX-S	6-12F5OMXSS	350	350
	1/2	3/4-16	3/4-16	22	10	10	38	27	58	8F5OMXS	8F5OMXSS	420	350
	1/2	7/16-20	3/4-16	21	10	5	38	29	40	8-4 F5OX-S	8-4F5OMXSS	420	350
	1/2	9/16-18	3/4-16	19	10	10	37	27	44	8-6F5OMXS	8-6F5OMXSS	420	350
	1/2	7/8-14	3/4-16	27	10	10	41	28	73	8-10F5OMXS	8-10F5OMXSS	350	350
	1/2	1 1/16-12	3/4-16	32	10	10	45	30	126	8-12F5OMXS	8-12F5OMXSS	350	350
12	1/2	1 5/16-12	3/4-16	41	10	10	45	30	160	8-16 F5OX-S	8-16F5OMXSS	310	310
	5/8	7/8-14	7/8-14	27	12	12	43	31	75	10F5OMXS	10F5OMXSS	350	350
	5/8	9/16-18	7/8-14	24	13	8	43	34	60	10-6 F5OX-S	10-6F5OMXSS	350	350
	5/8	3/4-16	7/8-14	24	12	10	42	31	65	10-8F5OMXS	10-8F5OMXSS	350	350
	5/8	1 1/16-12	7/8-14	32	12	12	47	32	132	10-12F5OMXS	10-12F5OMXSS	350	350
	5/8	1 5/16-12	7/8-14	41	13	13	48	33	170	10-16 F5OX-S	10-16F5OMXSS	310	310
18, 20	3/4	1 1/16-12	1 1/16-12	32	16	16	50	35	134	12F5OMXS	12F5OMXSS	350	350
	3/4	3/4-16	1 1/16-12	29	16	10	49	38	104	12-8 F5OX-S	12-8F5OMXSS	350	350
	3/4	7/8-14	1 1/16-12	27	16	12	48	35	108	12-10F5OMXS	12-10F5OMXSS	350	350
	3/4	1 3/16-12	1 1/16-12	35	16	16	50	35	170	12-14 F5OX-S	12-14F5OMXSS	310	310
	3/4	1 5/16-12	1 1/16-12	41	16	16	51	35	197	12-16F5OMXS	12-16F5OMXSS	310	310
	3/4	1 5/8-12	1 1/16-12	48	16	16	53	38	230	12-20 F5OX-S	12-20F5OMXSS	280	280
22	7/8	1 3/16-12	1 3/16-12	35	18	18	51	36	174	14 F5OX-S	14F5OMXSS	280	280
	7/8	1 5/16-12	1 3/16-12	41	18	22	51	36	223	14-16 F5OX-S	14-16F5OMXSS	280	280
	1	1 5/16-12	1 5/16-12	41	22	22	52	37	203	16F5OMXS	16F5OMXSS	280	280
	1	3/4-16	1 5/16-12	35	22	10	45	34	160	16-8 F5OX-S	16-8F5OMXSS	280	280

Continued on page K28

F5OMX Male stud connector

Triple-Lok® 37° Flare end / Male UN/UNF thread – O-ring (ISO 11926)
SAE 070120 MS51525



Tube O.D.		Thread UN/UNF-2A T5	Thread UN/UNF-2A T	C4 mm	D mm	D2 mm	L5 mm	LL mm	Weight (steel) g/1 piece	Triple-Lok® Steel	Triple-Lok® Stainless Steel	PN (bar)	
mm	in.											S	SS
25	1	7/8-14	1 5/16-12	35	22	12	53	40	183	16-10 F5OX-S	16-10F5OMXSS	280	280
25	1	1 1/16-12	1 5/16-12	36	22	16	52	37	204	16-12F5OMXS	16-12F5OMXSS	280	280
25	1	1 3/16-12	1 5/16-12	35	22	18	52	37	198	16-14 F5OX-S	16-14F5OMXSS	280	280
25	1	1 5/8-12	1 5/16-12	48	22	28	54	39	270	16-20 F5OX-S	16-20F5OMXSS	280	280
25	1	1 7/8-12	1 5/16-12	55	22	22	56	41	310	16-24 F5OX-S	16-24F5OMXSS	210	210
28, 30, 32	1 1/4	1 5/8-12	1 5/8-12	50	28	28	55	40	274	20F5OMXS	20F5OMXSS	280	210
28, 30, 32	1 1/4	1 1/16-12	1 5/8-12	43	28	16	58	43	250	20-12 F5OX-S	20-12F5OMXSS	280	210
28, 30, 32	1 1/4	1 5/16-12	1 5/8-12	43	28	22	59	44	280	20-16 F5OX-S	20-16F5OMXSS	280	210
35, 38	1 1/2	1 7/8-12	1 7/8-12	55	33	33	60	45	355	24F5OMXS	24F5OMXSS	210	140
35, 38	1 1/2	1 5/8-12	1 7/8-12	51	33	28	64	49	340	24-20 F5OX-S	24-20F5OMXSS	210	140
35, 38	1 1/2	2 1/2-12	1 7/8-12	70	34	34	64	49	400	24-32 F5OX-S		140	—
	2	2 1/2-12	2 1/2-12	70	45	45	71	56	650	32 F5OX-S		140	—
	2	1 7/8-12	2 1/2-12	68	45	34	75	60	600	32-24 F5OX-S		140	—

Steel, stainless steel and brass Triple-Lok® parts are delivered with NBR elastomeric seals as standard. For more details on other seal materials see page K91.

Order codes shown are part of our current manufacturing programme.

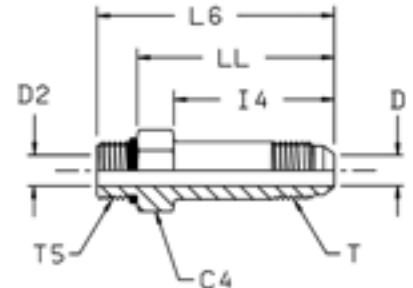
Imperial and metric parts may vary in hexagon dimensions.

$$\frac{\text{PN (bar)}}{10} = \text{PN (MPa)}$$

Pressure ratings – PN shown, apply to Steel and Stainless Steel versions of the product.

FF50MX Extended male stud connector

Triple-Lok® 37° Flare end / Male UN/UNF thread – O-ring (ISO 11926)
SAE 070122 MS51526



Tube O.D.		Thread UN/UNF-2A T5	Thread UN/UNF-2A T	C4 mm	D mm	D2 mm	I4 mm	L6 mm	LL mm	Weight (steel) g/1 piece	Triple-Lok® Steel	Triple-Lok® Stainless Steel	PN (bar)	
mm	in.												S	SS
6	1/4	7/16-20	7/16-20	14	4	4	35	53	44	33	4 FF50X-S	4 FF50X-SS	500	500
10	3/8	9/16-18	9/16-18	17	8	8	40	59	49	53	6 FF50X-S	6 FF50X-SS	420	420
12	1/2	3/4-16	3/4-16	22	10	10	48	69	57	104	8 FF50X-S	8 FF50X-SS	420	420
14, 15, 16	5/8	7/8-14	7/8-14	25	12	12	53	77	64	151	10 FF50X-S	10 FF50X-SS	350	350
18, 20	3/4	1 1/16-12	1 1/16-12	32	16	16	64	92	77	277	12 FF50X-S	12 FF50X-SS	350	350
18, 20	3/4	7/8-14	1 1/16-12	27	16	12	64	89	76	236	12-10FF50MXS		350	—
25	1	1 5/16-12	1 5/16-12	41	21	21	72	101	86	458	16 FF50X-S	16 FF50X-SS	280	280
28, 30, 32	1 1/4	1 5/8-12	1 5/8-12	48	27	27	88	119	104	862	20 FF50X-S	20 FF50X-SS	280	280

Steel, stainless steel and brass Triple-Lok® parts are delivered with NBR elastomeric seals as standard. For more details on other seal materials see page K91.

Order codes shown are part of our current manufacturing programme.

Imperial and metric parts may vary in hexagon dimensions.

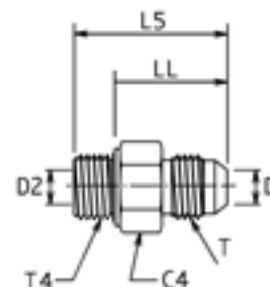
$$\frac{\text{PN (bar)}}{10} = \text{PN (MPa)}$$

Pressure ratings – PN shown, apply to Steel and Stainless Steel versions of the product.

K

F42EDMX Male stud connector

Triple-Lok® 37° Flare end / Male BSPP thread – ED seal (ISO 1179)



Tube O.D.		Thread BSPP T4	Thread UN/UNF-2A T	C4 mm	D mm	D2 mm	L5 mm	LL mm	Weight (steel) g/1 piece	Triple-Lok® Steel	Triple-Lok® Stainless Steel	PN (bar)	
mm	in.											S	SS
6	1/4	1/8-28	7/16-20	14	4	4	30	22	20	4F42EDMXS	4F42EDMXSS	500	350
6	1/4	1/4-19	7/16-20	19	4	4	35	23	34	4-4F42EDMXS	4-4F42EDMXSS	420	350
6	1/4	3/8-19	7/16-20	22	4	4	36	24	47	4-6F42EDMXS	4-6F42EDMXSS	420	350
6	1/4	1/2-14	7/16-20	27	4	4	39	25	99	4-8F42EDMXS	4-8F42EDMXSS	350	350
6	1/4	3/4-14	7/16-20	32	4	18	43	27	88	4-12F42EDMXS	4-12F42EDMXSS	350	350
8	5/16	1/8-28	1/2-20	14	6	4	30	22	20	5F42EDMXS	5F42EDMXSS	420	350
8	5/16	1/4-19	1/2-20	19	6	6	35	23	30	5-4F42EDMXS	5-4F42EDMXSS	420	350
8	5/16	3/8-19	1/2-20	22	6	6	36	24	47	5-6F42EDMXS	5-6F42EDMXSS	420	350
10	3/8	1/4-19	9/16-18	19	8	6	35	23	28	6F42EDMXS	6F42EDMXSS	420	350
10	3/8	1/8-28	9/16-18	17	8	4	31	23	27	6-2F42EDMXS	6-2F42EDMXSS	420	350
10	3/8	3/8-19	9/16-18	22	8	8	36	24	40	6-6F42EDMXS	6-6F42EDMXSS	420	350
10	3/8	1/2-14	9/16-18	27	8	8	40	25	95	6-8F42EDMXS	6-8F42EDMXSS	350	350
10	3/8	3/4-14	9/16-18	32	8	18	42	26	100	6-12F42EDMXS	6-12F42EDMXSS	350	350
12	1/2	3/8-19	3/4-16	22	10	10	39	27	50	8F42EDMXS	8F42EDMXSS	420	350
12	1/2	1/4-19	3/4-16	19	10	6	39	27	40	8-4F42EDMXS	8-4F42EDMXSS	420	350
12	1/2	1/2-14	3/4-16	27	10	10	42	28	100	8-8F42EDMXS	8-8F42EDMXSS	350	350
12	1/2	3/4-14	3/4-16	32	10	10	46	30	100	8-12F42EDMXS	8-12F42EDMXSS	350	350
12	1/2	1-11	3/4-16	41	10	23	53	35	150	8-16F42EDMXS	8-16F42EDMXSS	280	280
14, 15, 16	5/8	1/2-14	7/8-14	27	12	12	45	31	103	10F42EDMXS	10F42EDMXSS	350	350
14, 15, 16	5/8	1/4-19	7/8-14	24	13	6	41	29	110	10-4F42EDMXS	10-4F42EDMXSS	350	350
14, 15, 16	5/8	3/8-19	7/8-14	24	12	9	43	31	65	10-6F42EDMXS	10-6F42EDMXSS	350	350
14, 15, 16	5/8	3/4-14	7/8-14	32	12	12	48	32	160	10-12F42EDMXS	10-12F42EDMXSS	350	350
14, 15, 16	5/8	1-11	7/8-14	41	13	13	51	33	205	10-16F42EDMXS	10-16F42EDMXSS	280	280
18, 20	3/4	3/4-14	1 1/16-12	32	16	16	51	35	165	12F42EDMXS	12F42EDMXSS	350	350
18, 20	3/4	3/8-19	1 1/16-12	27	16	9	50	38	105	12-6F42EDMXS	12-6F42EDMXSS	350	350
18, 20	3/4	1/2-14	1 1/16-12	27	16	14	49	35	118	12-8F42EDMXS	12-8F42EDMXSS	350	350
18, 20	3/4	1-11	1 1/16-12	41	16	16	54	35	292	12-16F42EDMXS	12-16F42EDMXSS	280	280
18, 20	3/4	1 1/4-11	1 1/16-12	50	16	30	62	42	220	12-20F42EDMXS	12-20F42EDMXSS	280	210
22	7/8	3/4-14	1 3/16-12	32	18	18	51	35	173	14F42EDMXS	14F42EDMXSS	280	280
25	1	1-11	1 5/16-12	41	22	22	55	37	262	16F42EDMXS	16F42EDMXSS	280	280
25	1	1/2-14	1 5/16-12	41	22	14	51	37	145	16-8F42EDMXS	16-8F42EDMXSS	280	280
25	1	3/4-14	1 5/16-12	36	22	18	53	37	217	16-12F42EDMXS	16-12F42EDMXSS	280	280
25	1	1 1/4-11	1 5/16-12	50	22	22	59	39	386	16-20F42EDMXS	16-20F42EDMXSS	280	280
28, 30, 32	1 1/4	1 1/4-11	1 5/8-12	50	28	28	60	40	375	20F42EDMXS	20F42EDMXSS	280	210
28, 30, 32	1 1/4	3/4-14	1 5/8-12	46	28	18	59	40	220	20-12F42EDMXS	20-12F42EDMXSS	280	210
28, 30, 32	1 1/4	1-11	1 5/8-12	46	28	23	62	44	255	20-16F42EDMXS	20-16F42EDMXSS	280	210
28, 30, 32	1 1/4	1 1/2-11	1 5/8-12	55	28	28	64	42	420	20-24F42EDMXS	20-24F42EDMXSS	210	140
35, 38	1 1/2	1 1/2-11	1 7/8-12	55	33	33	67	45	480	24F42EDMXS	24F42EDMXSS	210	140
35, 38	1 1/2	1-11	1 7/8-12	50	33	23	63	45	390	24-16F42EDMXS	24-16F42EDMXSS	210	210
35, 38	1 1/2	1 1/4-11	1 7/8-12	50	33	30	62	42	420	24-20F42EDMXS	24-20F42EDMXSS	210	210
42		1 1/2-11	2 1/4-12	60	39	36	71	49	746	28-24F42EDMXS	28-24F42EDMXSS	140	105

Steel, stainless steel and brass Triple-Lok® parts are delivered with NBR elastomeric seals as standard. For more details on other seal materials see page K91.

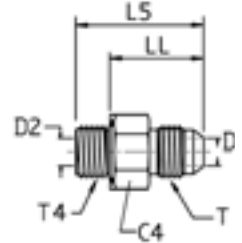
Order codes shown are part of our current manufacturing programme. Imperial and metric parts may vary in hexagon dimensions.

$$\frac{\text{PN (bar)}}{10} = \text{PN (MPa)}$$

Pressure ratings – PN shown, apply to Steel and Stainless Steel versions of the product.

F4OMX Male stud connector

Triple-Lok® 37° Flare end / Male BSPP thread – O-ring + retaining ring (ISO 1179)



Tube O.D.		Thread BSPP T4	Thread UN/UNF-2A T	C4 mm	D mm	D2 mm	L5 mm	LL mm	Weight (steel) g/1 piece	Triple-Lok® Steel	Triple-Lok® Stainless Steel	PN (bar)	
mm	in.											S	SS
6	1/4	1/8-28	7/16-20	17	4	4	28	22	20	4F4OMXS	4F4OMXS	350	350
6	1/4	1/4-19	7/16-20	19	4	4	32	23	34	4-4F4OMXS	4-4F4OMXS	350	350
6	1/4	3/8-19	7/16-20	22	4	4	33	24	47	4-6F4OMXS	4-6F4OMXS	350	350
6	1/4	1/2-14	7/16-20	30	4	4	39	26	99	4-8F4OMXS	4-8F4OMXS	350	350
8	5/16	1/8-28	1/2-20	17	6	4	28	22	25	5F4OMXS	5F4OMXS	350	350
8	5/16	1/4-19	1/2-20	19	6	6	32	23	30	5-4F4OMXS	5-4F4OMXS	350	350
8	5/16	3/8-19	1/2-20	22	6	6	33	24	47	5-6F4OMXS	5-6F4OMXS	350	350
10	3/8	1/4-19	9/16-18	19	8	6	33	23	28	6F4OMXS	6F4OMXS	350	350
10	3/8	1/8-28	9/16-18	17	8	4	29	23	27	6-2F4OMXS	6-2F4OMXS	350	350
10	3/8	3/8-19	9/16-18	22	8	8	33	24	40	6-6F4OMXS	6-6F4OMXS	350	350
10	3/8	1/2-14	9/16-18	30	8	8	38	25	25	6-8F4OMXS	6-8F4OMXS	350	350
10	3/8	3/4-14	9/16-18	36	8	8	40	25	100	6-12F4OMXS	6-12F4OMXS	280	280
12	1/2	3/8-19	3/4-16	22	10	10	36	27	50	8F4OMXS	8F4OMXS	350	350
12	1/2	1/4-19	3/4-16	19	10	6	35	26	40	8-4F4OMXS	8-4F4OMXS	350	350
12	1/2	1/2-14	3/4-16	30	10	10	41	29	100	8-8F4OMXS	8-8F4OMXS	350	350
12	1/2	3/4-14	3/4-16	36	10	10	42	30	100	8-12F4OMXS	8-12F4OMXS	280	250
12	1/2	1-11	3/4-16	46	10	10	47	29	150	8-16F4OMXS	8-16F4OMXS	280	250
14, 15, 16	5/8	1/2-14	7/8-14	30	12	12	43	31	103	10F4OMXS	10F4OMXS	350	350
14, 15, 16	5/8	1/4-19	7/8-14	24	12	6	39	28	110	10-4F4OMXS	10-4F4OMXS	350	350
14, 15, 16	5/8	3/8-19	7/8-14	24	12	9	39	30	65	10-6F4OMXS	10-6F4OMXS	350	350
14, 15, 16	5/8	3/4-14	7/8-14	36	12	12	45	32	160	10-12F4OMXS	10-12F4OMXS	280	250
18, 20	3/4	3/4-14	1 1/16-12	36	16	16	48	35	165	12F4OMXS	12F4OMXS	280	250
18, 20	3/4	3/8-19	1 1/16-12	27	16	9	44	34	97	12-6F4OMXS	12-6F4OMXS	350	250
18, 20	3/4	1/2-14	1 1/16-12	30	16	12	47	34	118	12-8F4OMXS	12-8F4OMXS	350	350
18, 20	3/4	1-11	1 1/16-12	46	16	16	53	37	292	12-16F4OMXS	12-16F4OMXS	280	250
18, 20	3/4	1 1/4-11	1 1/16-12	50	16	16	53	34	220	12-20F4OMXS	12-20F4OMXS	250	175
25	1	1-11	1 5/16-12	46	22	22	54	38	262	16F4OMXS	16F4OMXS	280	250
25	1	1/2-14	1 5/16-12	36	22	12	49	34	145	16-8F4OMXS	16-8F4OMXS	280	250
25	1	3/4-14	1 5/16-12	36	22	16	49	36	173	16-12F4OMXS	16-12F4OMXS	280	250
25	1	1 1/4-11	1 5/16-12	50	22	22	55	39	386	16-20F4OMXS	16-20F4OMXS	250	175
28, 30, 32	1 1/4	1 1/4-11	1 5/8-12	50	28	28	56	40	325	20F4OMXS	20F4OMXS	250	175
28, 30, 32	1 1/4	3/4-14	1 5/8-12	46	28	16	51	36	220	20-12F4OMXS	20-12F4OMXS	280	175
28, 30, 32	1 1/4	1-11	1 5/8-12	46	28	22	55	39	330	20-16F4OMXS	20-16F4OMXS	280	210
28, 30, 32	1 1/4	1 1/2-11	1 5/8-12	55	28	28	57	41	480	20-24F4OMXS	20-24F4OMXS	210	140
35, 38	1 1/2	1 1/2-11	1 7/8-12	55	33	33	61	45	480	24F4OMXS	24F4OMXS	210	140
35, 38	1 1/2	1 1/4-11	1 7/8-12	50	33	28	60	44	420	24-20F4OMXS	24-20F4OMXS	210	140
42	1 1/2	1 1/2-11	2 1/4	60	39	33	68	52	740	28-24F4OMXS	28-24F4OMXS	140	105



Steel, stainless steel and brass Triple-Lok® parts are delivered with NBR elastomeric seals as standard. For more details on other seal materials see page K91.

Order codes shown are part of our current manufacturing programme.

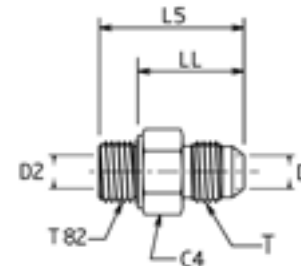
Imperial and metric parts may vary in hexagon dimensions.

$$\frac{\text{PN (bar)}}{10} = \text{PN (MPa)}$$

Pressure ratings – PN shown, apply to Steel and Stainless Steel versions of the product.

F82EDMX Male stud connector

Triple-Lok® 37° Flare end / Male metric thread – ED seal (ISO 9974)



Tube O.D. mm	Tube O.D. in.	Thread Metric T82	Thread UN/UNF-2A T	C4 mm	D mm	D2 mm	L5 mm	LL mm	Weight (steel) g/1 piece	Triple-Lok®		PN (bar)	
										Steel	Stainless Steel	S	SS
6	1/4	M 10×1.0	7/16-20	14	4	4	30	22	19	4M10F82EDMXS	4M10F82EDMXSS	500	350
6	1/4	M 12×1.5	7/16-20	17	4	4	34	22	30	4M12F82EDMXS	4M12F82EDMXSS	420	350
8	5/16	M 10×1.0	1/2-20	14	6	4	30	22	17	5M10F82EDMXS	5M10F82EDMXSS	420	350
8	5/16	M 12×1.5	1/2-20	17	6	5	34	22	28	5M12F82EDMXS	5M12F82EDMXSS	420	350
8	5/16	M 14×1.5	1/2-20	19	6	7	36	24	35	5M14F82EDMXS	5M14F82EDMXSS	420	350
10	3/8	M 12×1.5	9/16-18	17	8	5	35	23	33	6M12F82EDMXS	6M12F82EDMXSS	420	350
10	3/8	M 14×1.5	9/16-18	19	8	7	35	23	38	6M14F82EDMXS	6M14F82EDMXSS	420	350
10	3/8	M 16×1.5	9/16-18	22	8	8	36	24	53	6M16F82EDMXS	6M16F82EDMXSS	420	350
10	3/8	M 18×1.5	9/16-18	24	8	8	36	24	60	6M18F82EDMXS	6M18F82EDMXSS	350	350
10	3/8	M 22×1.5	9/16-18	27	8	8	39	25	68	6M22F82EDMXS	6M22F82EDMXSS	350	350
12	1/2	M 14×1.5	3/4-16	19	10	7	39	27	41	8M14F82EDMXS	8M14F82EDMXSS	420	350
12	1/2	M 16×1.5	3/4-16	22	10	9	39	27	57	8M16F82EDMXS	8M16F82EDMXSS	420	350
12	1/2	M 18×1.5	3/4-16	24	10	10	39	27	71	8M18F82EDMXS	8M18F82EDMXSS	350	350
12	1/2	M 22×1.5	3/4-16	27	10	10	42	28	70	8M22F82EDMXS	8M22F82EDMXSS	350	350
14, 15, 16	5/8	M 18×1.5	7/8-14	24	12	11	43	31	104	10M18F82EDMXS	10M18F82EDMXSS	350	350
14, 15, 16	5/8	M 20×1.5	7/8-14	27	11	11	46	32	90	10M20F82EDMXS	10M20F82EDMXSS	350	350
14, 15, 16	5/8	M 22×1.5	7/8-14	27	12	12	45	31	161	10M22F82EDMXS	10M22F82EDMXSS	350	350
18, 20	3/4	M 18×1.5	1 1/16-12	27	16	11	46	34	85	12M18F82EDMXS	12M18F82EDMXSS	350	350
18, 20	3/4	M 22×1.5	1 1/16-12	27	16	14	49	35	273	12M22F82EDMXS	12M22F82EDMXSS	350	350
18, 20	3/4	M 26×1.5	1 1/16-12	32	16	16	51	35	135	12M26F82EDMXS	12M26F82EDMXSS	350	350
18, 20	3/4	M 27×2.0	1 1/16-12	32	16	16	51	35	431	12M27F82EDMXS	12M27F82EDMXSS	350	350
25	1	M 26×1.5	1 5/16-12	41	22	18	55	39	350	16M26F82EDMXS	16M26F82EDMXSS	280	280
25	1	M 27×2.0	1 5/16-12	36	16	16	53	37	360	16M27F82EDMXS	16M27F82EDMXSS	280	280
25	1	M 33×2.0	1 5/16-12	41	22	22	55	37	431	16M33F82EDMXS	16M33F82EDMXSS	280	280
28, 30, 32	1 1/4	M 42×2.0	1 5/8-12	50	28	28	60	40	431	20M42F82EDMXS	20M42F82EDMXSS	280	210
35, 38	1 1/2	M 48×2.0	1 7/8-12	55	33	33	67	45	580	24M48F82EDMXS	24M48F82EDMXSS	210	140

Steel, stainless steel and brass Triple-Lok® parts are delivered with NBR elastomeric seals as standard. For more details on other seal materials see page K91.

Order codes shown are part of our current manufacturing programme.

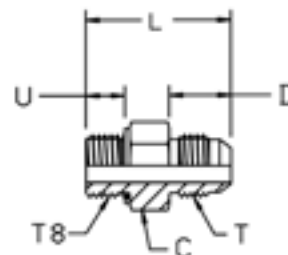
Imperial and metric parts may vary in hexagon dimensions.

$$\frac{\text{PN (bar)}}{10} = \text{PN (MPa)}$$

Pressure ratings – PN shown, apply to Steel and Stainless Steel versions of the product.

F8OMX Male stud connector

Triple-Lok® 37° Flare end / Male metric thread – O-ring + retainer ring



Tube O.D.		Thread Metric T8	Thread UN/UNF-2A T	L mm	D mm	C mm	U mm	Weight (steel) g/1 piece	Triple-Lok® Steel	Triple-Lok® Stainless Steel	PN (bar)	
mm	in.										S	SS
6	1/4	M 10×1.0	7/16-20	30	14	14	9	25	4M10F8OMXS	4M10F8OMXSS	350	350
6	1/4	M 12×1.5	7/16-20	33	14	17	11	35	4M12F8OMXS	4M12F8OMXSS	420	350
8	5/16	M 10×1.0	1/2-20	30	14	14	9	25	5M10F8OMXS	5M10F8OMXSS	350	350
8	5/16	M 12×1.5	1/2-20	33	14	19	11	35	5M12F8OMXS	5M12F8OMXSS	420	350
8	5/16	M 14×1.5	1/2-20	34	14	19	11	35	5M14F8OMXS	5M14F8OMXSS	350	350
10	3/8	M 12×1.5	9/16-18	34	14	17	11	35	6M12F8OMXS	6M12F8OMXSS	420	350
10	3/8	M 14×1.5	9/16-18	34	14	19	11	35	6M14F8OMXS	6M14F8OMXSS	350	350
10	3/8	M 16×1.5	9/16-18	36	14	22	12	51	6M16F8OMXS	6M16F8OMXSS	350	350
10	3/8	M 18×1.5	9/16-18	37	14	24	13	60	6M18F8OMXS	6M18F8OMXSS	250	350
12	1/2	M 14×1.5	3/4-16	36	17	19	11	38	8M14F8OMXS	8M14F8OMXSS	350	350
12	1/2	M 16×1.5	3/4-16	38	17	22	12	55	8M16F8OMXS	8M16F8OMXSS	350	350
12	1/2	M 18×1.5	3/4-16	39	17	24	13	66	8M18F8OMXS	8M18F8OMXSS	250	250
12	1/2	M 22×1.5	3/4-16	41	17	27	13	70	8M22F8OMXS	8M22F8OMXSS	250	250
14, 15, 16	5/8	M 18×1.5	7/8-14	43	19	24	13	71	10M18F8OMXS	10M18F8OMXSS	250	250
14, 15, 16	5/8	M 20×1.5	7/8-14	45	19	27	14	90	10M20F8OMXS	10M20F8OMXSS	250	250
14, 15, 16	5/8	M 22×1.5	7/8-14	44	19	27	13	98	10M22F8OMXS	10M22F8OMXSS	250	250
18, 20	3/4	M 18×1.5	1 1/16-12	51	22	27	13	85	12M18F8OMXS	12M18F8OMXSS	250	250
18, 20	3/4	M 22×1.5	1 1/16-12	48	22	27	13	104	12M22F8OMXS	12M22F8OMXSS	250	250
18, 20	3/4	M 24×1.5	1 1/16-12	45	22	30	12	120	12M24F8OMXS	12M24F8OMXSS	210	210
18, 20	3/4	M 27×2.0	1 1/16-12	51	22	32	16	154	12M27F8OMXS	12M27F8OMXSS	210	210
25	1	M 22×1.5	1 5/16-12	48	23	36	13	180	16M22F8OMXS	16M22F8OMXSS	250	250
25	1	M 26×1.5	1 5/16-12	52	23	36	17	202	16M26F8OMXS	16M26F8OMXSS	210	210
25	1	M 27×2.0	1 5/16-12	51	23	36	16	202	16M27F8OMXS	16M27F8OMXSS	210	210
25	1	M 33×2.0	1 5/16-12	53	23	41	16	267	16M33F8OMXS	16M33F8OMXSS	210	210
28, 30, 32	1 1/4	M 42×2.0	1 5/8-12	55	24	50	16	427	20M42F8OMXS	20M42F8OMXSS	210	210
35, 38	1 1/2	M 48×2.0	1 7/8-12	59	28	55	18	545	24M48F8OMXS	24M48F8OMXSS	140	140

Steel, stainless steel and brass Triple-Lok® parts are delivered with NBR elastomeric seals as standard. For more details on other seal materials see page K91.

Order codes shown are part of our current manufacturing programme.

Imperial and metric parts may vary in hexagon dimensions.

$$\frac{\text{PN (bar)}}{10} = \text{PN (MPa)}$$

Pressure ratings – PN shown, apply to Steel and Stainless Steel versions of the product.

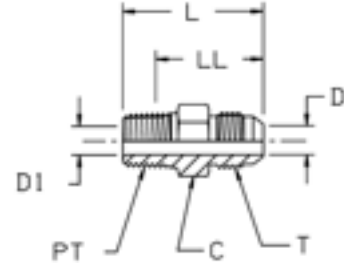
K

FMTX Male stud connector

Triple-Lok® 37° Flare end / Male NPTF* thread (SAE 476)

SAE 070102 MS51500

*Stainless Steel = NPT to prevent galling



Tube O.D.		Thread NPT/NPTF PT	Thread UN/UNF-2A T	C mm	D mm	D1 mm	L mm	LL mm	Weight (steel) g/1 piece	Triple-Lok® Steel	Triple-Lok® Stainless Steel	Triple-Lok® Brass	PN (bar)	
mm	in.												S	SS
5	1/8	1/8-27	5/16-24	11	2	5	28	22	10	2 FTX-S			420	—
6	3/16	1/8-27	3/8-24	11	3	5	29	23	12	3 FTX-S			420	—
6	1/4	1/8-27	7/16-20	13	4	4	31	23	14	4FMTXS	4FMTXSS	4FMTXB	420	350
6	1/4	1/4-18	7/16-20	14	4	4	36	24	26	4-4FMTXS	4-4FMTXSS	4-4FMTXB	420	350
6	1/4	3/8-18	7/16-20	19	4	10	37	28	26	4-6 FTX-S	4-6FMTXSS	4-6FMTXB	420	350
6	1/4	1/2-14	7/16-20	22	4	14	43	31	26	4-8 FTX-S	4-8FMTXSS	4-8FMTXB	420	350
8	5/16	1/8-27	1/2-20	14	6	5	31	23	17	5FMTXS	5FMTXSS	5FMTXB	420	350
8	5/16	1/4-18	1/2-20	14	6	6	36	24	25	5-4FMTXS	5-4FMTXSS	5-4FMTXB	420	350
8	5/16	3/8-18	1/2-20	19	6	6	36	26	30	5-6FMTXS	5-6FMTXSS	5-6FMTXB	420	350
10	3/8	1/4-18	9/16-18	17	8	8	36	25	25	6FMTXS	6FMTXSS	6FMTXB	420	350
10	3/8	1/8-27	9/16-18	16	8	5	32	26	21	6-2 FTX-S	6-2FMTXSS	6-2FMTXB	420	350
10	3/8	3/8-18	9/16-18	19	8	8	36	25	39	6-6FMTXS	6-6FMTXSS	6-6FMTXB	420	350
10	3/8	1/2-14	9/16-18	22	8	8	43	28	47	6-8FMTXS	6-8FMTXSS	6-8FMTXB	420	350
12	1/2	3/8-18	3/4-16	19	10	10	39	27	45	8FMTXS	8FMTXSS	8FMTXB	420	350
12	1/2	1/4-18	3/4-16	19	10	7	39	27	42	8-4FMTXS	8-4FMTXSS	8-4FMTXB	420	350
12	1/2	1/2-14	3/4-16	22	10	10	46	30	74	8-8FMTXS	8-8FMTXSS	8-8FMTXB	420	350
12	1/2	3/4-14	3/4-16	27	10	10	47	31	121	8-12FMTXS	8-12FMTXSS	8-12FMTXB	380	350
14, 15, 16	5/8	1/2-14	7/8-14	24	12	12	48	33	77	10FMTXS	10FMTXSS	10FMTXB	350	350
14, 15, 16	5/8	3/8-18	7/8-14	24	12	10	43	31	63	10-6FMTXS	10-6FMTXSS	10-6FMTXB	350	350
14, 15, 16	5/8	3/4-14	7/8-14	27	12	12	50	34	122	10-12FMTXS	10-12FMTXSS	10-12FMTXB	350	350
18, 20	3/4	3/4-14	1 1/16-12	27	16	16	52	37	123	12 FTX-S	12FMTXSS	12FMTXB	350	350
18, 20	3/4	3/8-18	1 1/16-12	29	16	10	48	39	90	12-6 FTX-S	12-6FMTXSS	12-6FMTXB	350	350
18, 20	3/4	1/2-14	1 1/16-12	27	16	14	52	37	103	12-8 FTX-S	12-8FMTXSS	12-8FMTXB	350	350
18, 20	3/4	1-11.5	1 1/16-12	36	16	16	57	38	176	12-16 FTX-S	12-16FMTXSS	12-16FMTXB	310	280
22	7/8	3/4-14	1 3/16-12	32	18	18	53	41	137	14 FTX-S	14FMTXSS	14FMTXB	280	245
25	1	1-11.5	1 5/16-12	36	22	22	58	39	189	16FMTXS	16FMTXSS	16FMTXB	280	280
25	1	1/2-14	1 5/16-12	35	22	14	54	42	110	16-8 FTX-S	16-8FMTXSS	16-8FMTXB	280	280
25	1	3/4-14	1 5/16-12	36	22	18	54	38	149	16-12FMTXS	16-12FMTXSS	16-12FMTXB	280	280
28, 30, 32	1 1/4	1 1/4-11.5	1 5/8-12	46	28	28	62	42	315	20FMTXS	20FMTXSS	20FMTXB	210	210
28, 30, 32	1 1/4	1-11.5	1 5/8-12	46	28	24	61	42	248	20-16 FTX-S	20-16FMTXSS	20-16FMTXB	280	210
35, 38	1 1/2	1 1/2-11.5	1 7/8-12	50	33	33	68	48	430	24FMTXS	24FMTXSS	24FMTXB	210	140
35, 38	1 1/2	1-11.5	1 7/8-12	50	33	24	67	52	310	24-16 FTX-S	24-16FMTXSS	24-16FMTXB	210	140
35, 38	1 1/2	1 1/4-11.5	1 7/8-12	50	33	32	67	47	359	24-20 FTX-S	24-20FMTXSS	24-20FMTXB	210	140
35, 38	1 1/2	2-11.5	1 7/8-12	68	33	33	73	57	720	24-32 FTX-S	24-32FMTXSS	24-32FMTXB	140	140
	2	2-11.5	2 1/2-12	67	45	49	79	64	858	32 FTX-S	32FMTXSS	32FMTXB	140	105
	2	1 1/2-11.5	2 1/2-12	68	45	38	78	63	720	32-24 FTX-S	32-24FMTXSS	32-24FMTXB	140	105

Order codes shown are part of our current manufacturing programme.

Imperial and metric parts may vary in hexagon dimensions.

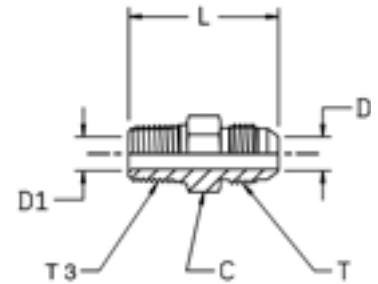
$$\frac{\text{PN (bar)}}{10} = \text{PN (MPa)}$$

Pressure ratings – PN shown, apply to Steel and Stainless Steel versions of the product.

For Brass parts reduce pressures by 35%.

F3MX Male stud connector

Triple-Lok® 37° Flare end / Male BSPT thread (ISO 7)



Tube O.D.		Thread BSPT T3	Thread UN/UNF-2A T	C mm	D mm	D1 mm	L mm	Weight (steel) g/1 piece	Triple-Lok® Steel	Triple-Lok® Stainless Steel	PN (bar)	
mm	in.										S	SS
6	1/4	1/8-28	7/16-20	13	4	4	31	13	4F3MXS	4F3MXSS	315	315
6	1/4	1/4-19	7/16-20	14	4	4	36	25	4-4F3MXS	4-4F3MXSS	315	315
8	5/16	1/8-28	1/2-20	14	6	5	31	17	5F3MXS	5F3MXSS	315	315
8	5/16	1/4-19	1/2-20	14	6	6	36	24	5-4F3MXS	5-4F3MXSS	315	315
10	3/8	1/4-19	9/16-18	17	8	8	36	25	6F3MXS	6F3MXSS	315	315
10	3/8	3/8-19	9/16-18	19	8	8	36	37	6-6F3MXS	6-6F3MXSS	315	315
10	3/8	1/2-14	9/16-18	22	8	8	43	45	6-8F3MXS	6-8F3MXSS	315	315
12	1/2	3/8-19	3/4-16	19	10	10	39	43	8F3MXS	8F3MXSS	315	315
12	1/2	1/4-19	3/4-16	19	10	7	39	41	8-4F3MXS	8-4F3MXSS	315	315
12	1/2	1/2-14	3/4-16	22	10	10	46	71	8-8F3MXS	8-8F3MXSS	315	315
14, 15, 16	5/8	1/2-14	7/8-14	24	12	12	48	74	10F3MXS	10F3MXSS	315	315
14, 15, 16	5/8	3/8-19	7/8-14	24	12	10	43	61	10-6F3MXS	10-6F3MXSS	315	315
14, 15, 16	5/8	3/4-14	7/8-14	27	12	12	50	117	10-12F3MXS	10-12F3MXSS	160	160
18, 20	3/4	3/4-14	1 1/16-12	27	16	16	52	119	12F3MXS	12F3MXSS	160	160
18, 20	3/4	1/2-14	1 1/16-12	27	16	14	52	100	12-8F3MXS	12-8F3MXSS	315	315
18, 20	3/4	1-11	1 1/16-12	36	16	16	57	214	12-16F3MXS	12-16F3MXSS	160	160
25	1	1-11	1 5/16-12	36	22	22	58	185	16F3MXS	16F3MXSS	160	160
25	1	3/4-14	1 5/16-12	36	22	18	54	146	16-12F3MXS	16-12F3MXSS	160	160
28, 30, 32	1 1/4	1 1/4-11	1 5/8-12	46	28	28	62	309	20F3MXS	20F3MXSS	160	160
28, 30, 32	1 1/4	1-11	1 5/8-12	46	28	24	61	243	20-16F3MXS	20-16F3MXSS	160	160
35, 38	1 1/2	1 1/2-11	1 7/8-12	50	33	33	68	421	24F3MXS	24F3MXSS	160	140
35, 38	1 1/2	1 1/4-11	1 7/8-12	50	33	32	67	352	24-20F3MXS	24-20F3MXSS	160	140

Order codes shown are part of our current manufacturing programme.

Imperial and metric parts may vary in hexagon dimensions.

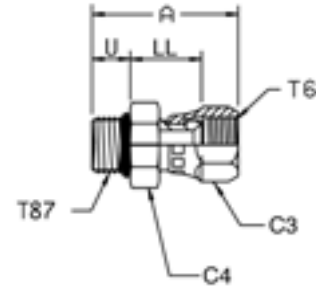
$$\frac{\text{PN (bar)}}{10} = \text{PN (MPa)}$$

Pressure ratings – PN shown, apply to Steel and Stainless Steel versions of the product.



F687OMX Swivel male stud

Triple-Lok® 37° Flare female swivel end / Male metric thread – O-ring (ISO 6149)



Tube O.D. mm	Tube O.D. in.	Thread Metric T87	Thread UN/UNF-2B T6	A mm	LL mm	U mm	C3 mm	C4 mm	Weight (steel) g/1 piece	Triple-Lok®		PN (bar)	
										Steel	Stainless Steel	S	SS
6	1/4	M 10×1.0	7/16-20	34	15	9	16	14	25	4M10F687OMXS	4M10F687OMXSS	500	350
6	1/4	M 12×1.5	7/16-20	38	15	11	16	17	30	4M12F687OMXS	4M12F687OMXSS	420	350
8	5/16	M 10×1.0	1/2-20	39	18	9	17	17	40	5M10F687OMXS	5M10F687OMXSS	420	350
8	5/16	M 12×1.5	1/2-20	44	17	11	17	17	64	5M12F687OMXS	5M12F687OMXSS	420	350
10	3/8	M 14×1.5	9/16-18	45	18	11	19	19	65	6M14F687OMXS	6M14F687OMXSS	350	350
10	3/8	M 16×1.5	9/16-18	46	19	12	19	22	75	6M16F687OMXS	6M16F687OMXSS	350	350
12	1/2	M 16×1.5	3/4-16	46	21	12	22	22	80	8M16F687OMXS	8M16F687OMXSS	350	350
12	1/2	M 18×1.5	3/4-16	47	21	13	22	24	90	8M18F687OMXS	8M18F687OMXSS	350	350
14, 15, 16	5/8	M 18×1.5	7/8-14	47	23	13	27	24	108	10M18F687OMXS	10M18F687OMXSS	350	350
14, 15, 16	5/8	M 22×1.5	7/8-14	49	23	13	27	27	115	10M22F687OMXS	10M22F687OMXSS	350	350
18, 20	3/4	M 22×1.5	1 1/16-12	53	25	13	32	27	183	12M22F687OMXS	12M22F687OMXSS	350	350
18, 20	3/4	M 27×2.0	1 1/16-12	54	24	16	32	32	197	12M27F687OMXS	12M27F687OMXSS	350	350
25	1	M 27×2.0	1 5/16-12	56	25	16	38	32	230	16M27F687OMXS	16M27F687OMXSS	250	280
25	1	M 33×2.0	1 5/16-12	58	27	16	38	41	250	16M33F687OMXS	16M33F687OMXSS	250	280
28, 30, 32	1 1/4	M 42×2.0	1 5/8-12	73	31	16	50	50	500	20M42F687OMXS	20M42F687OMXSS	250	210
35, 38	1 1/2	M 48×2.0	1 7/8-12	72	33	18	60	55	688	24M48F687OMXS	24M48F687OMXSS	170	140

Steel, stainless steel and brass Triple-Lok® parts are delivered with NBR elastomeric seals as standard. For more details on other seal materials see page K91.

Order codes shown are part of our current manufacturing programme.

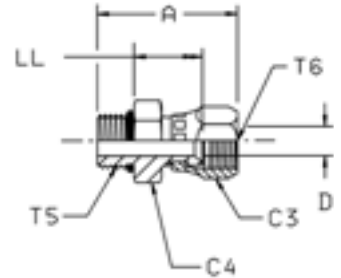
Imperial and metric parts may vary in hexagon dimensions.

$$\frac{\text{PN (bar)}}{10} = \text{PN (MPa)}$$

Pressure ratings – PN shown, apply to Steel and Stainless Steel versions of the product.

F65OMX Swivel male stud

Triple-Lok® 37° Flare female swivel end / Male UN/UNF thread – O-ring (ISO 11926)



Tube O.D.		Thread UNF T5	Thread UN/UNF-2B T6	A mm	C3 mm	C4 mm	D mm	LL mm	Weight (steel) g/1 piece	Triple-Lok® Steel	PN (bar)
mm	in.										
6	1/4	7/16-20	7/16-20	34	16	14	4	15	27	4F65OMXS	500
8	5/16	1/2-20	1/2-20	34	17	17	6	17	30	5F65OMXS	420
10	3/8	9/16-18	9/16-18	36	19	17	8	16	35	6F65OMXS	350
12	1/2	3/4-16	3/4-16	42	22	22	10	21	64	8 F65OX-S	350
14, 15, 16	5/8	7/8-14	7/8-14	47	27	27	12	23	112	10 F65OX-S	350
18, 20	3/4	1 1/16-12	1 1/16-12	52	32	32	16	24	183	12F65OMXS	350
25	1	1 5/16-12	1 5/16-12	55	38	41	22	27	234	16F65OMXS	250
28, 30, 32	1 1/4	1 5/8-12	1 5/8-12	63	50	50	28	32	500	20 F65OX-S	250

Steel, stainless steel and brass Triple-Lok® parts are delivered with NBR elastomeric seals as standard. For more details on other seal materials see page K91.

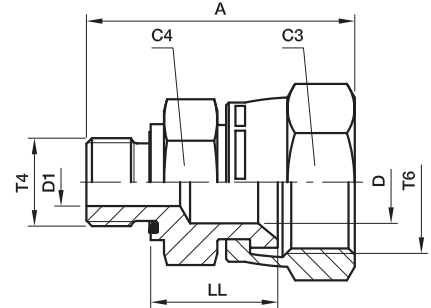
Order codes shown are part of our current manufacturing programme.

Imperial and metric parts may vary in hexagon dimensions.

$$\frac{\text{PN (bar)}}{10} = \text{PN (MPa)}$$

F642EDMX Swivel male stud

Triple-Lok® 37° Flare female swivel end / Male BSPP thread – ED seal (ISO 1179)



Tube O.D.		Thread BSPP T4	Thread UN/UNF-2B T6	A mm	C3 mm	C4 mm	D mm	D1 mm	LL mm	Weight (steel) g/1 piece	Triple-Lok®		PN (bar)	
mm	in.										Steel	Stainless Steel	S	SS
6	1/4	1/8-28	7/16-20	32	16	14	4	4	15	30	4F642EDMXS	4F642EDMXSS	500	350
6	1/4	1/4-19	7/16-20	37	16	19	4	4	16	30	4-4F642EDMXS	4-4F642EDMXSS	420	350
8	5/16	1/8-28	1/2-20	34	17	14	6	4	17	28	5F642EDMXS	5F642EDMXSS	420	350
8	5/16	1/4-19	1/2-20	39	17	19	6	6	18	37	5-4F642EDMXS	5-4F642EDMXSS	420	350
10	3/8	1/4-19	9/16-18	40	19	19	8	6	18	41	6F642EDMXS	6F642EDMXSS	350	350
10	3/8	3/8-19	9/16-18	40	19	22	8	8	19	57	6-6F642EDMXS	6-6F642EDMXSS	350	350
12	1/2	3/8-19	3/4-16	44	22	22	10	9	21	62	8F642EDMXS	8F642EDMXSS	350	350
12	1/2	1/4-19	3/4-16	44	22	19	10	6	21	60	8-4F642EDMXS	8-4F642EDMXSS	350	350
12	1/2	1/2-14	3/4-16	48	22	27	10	10	23	75	8-8F642EDMXS	8-8F642EDMXSS	350	350
14, 15, 16	5/8	1/2-14	7/8-14	50	27	27	12	12	23	127	10F642EDMXS	10F642EDMXSS	350	350
14, 15, 16	5/8	3/8-19	7/8-14	48	27	22	12	9	23	84	10-6F642EDMXS	10-6F642EDMXSS	350	350
18, 20	3/4	3/4-14	1 1/16-12	55	32	32	16	16	24	183	12F642EDMXS	12F642EDMXSS	350	350
18, 20	3/4	1/2-14	1 1/16-12	53	32	27	16	14	25	170	12-8F642EDMXS	12-8F642EDMXSS	350	350
25	1	1-11	1 5/16-12	61	38	41	22	22	27	296	16F642EDMXS	16F642EDMXSS	250	250
25	1	3/4-14	1 5/16-12	59	38	36	22	18	27	254	16-12F642EDMXS	16-12F642EDMXSS	250	250
28, 30, 33	1 1/4	1 1/4-11	1 5/8-12	68	50	50	28	28	32	500	20F642EDMXS	20F642EDMXSS	250	210
28, 30, 32	1 1/4	1-11	1 5/8-12	70	50	41	28	23	36	440	20-16F642EDMXS	20-16F642EDMXSS	250	210
35, 38	1 1/2	1 1/2-11	1 7/8-12	77	60	55	33	33	36	739	24F642EDMXS	24F642EDMXSS	170	140
35, 38	1 1/2	1 1/4-11	1 7/8-12	72	60	50	33	30	33	627	24-20F642EDMXS	24-20F642EDMXSS	170	140

Steel, stainless steel and brass Triple-Lok® parts are delivered with NBR elastomeric seals as standard. For more details on other seal materials see page K91.

Order codes shown are part of our current manufacturing programme.

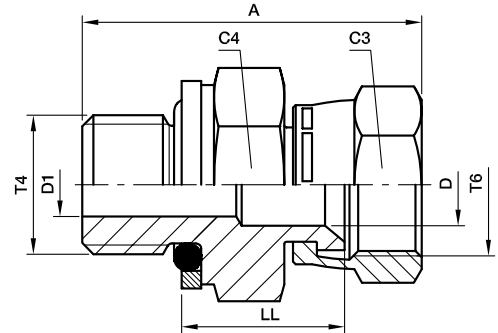
Imperial and metric parts may vary in hexagon dimensions.

$$\frac{\text{PN (bar)}}{10} = \text{PN (MPa)}$$

Pressure ratings – PN shown, apply to Steel and Stainless Steel versions of the product.

F64OMX Swivel male stud

Triple-Lok® 37° Flare female swivel end /
Male BSPP thread – O-ring + retainer ring (ISO 1179)



Tube O.D. mm	in.	Thread BSPP T4	Thread UN/UNF-2B T6	A mm	C3 mm	C4 mm	D mm	D1 mm	LL mm	Weight (steel) g/1 piece	Triple-Lok®		PN (bar)	
											Steel	Stainless Steel	S	SS
6	1/4	1/8-28	7/16-20	32	16	17	4	4	17	30	4F64OMXS	4F64OMXSS	350	350
6	1/4	1/4-19	7/16-20	34	16	19	4	4	16	30	4-4F64OMXS	4-4F64OMXSS	350	350
8	5/16	1/8-28	1/2-20	32	17	17	6	4	17	28	5F64OMXS	5F64OMXSS	350	350
8	5/16	1/4-19	1/2-20	36	17	19	6	6	18	37	5-4F64OMXS	5-4F64OMXSS	350	350
10	3/8	1/4-19	9/16-18	37	19	19	8	6	18	41	6F64OMXS	6F64OMXSS	350	350
10	3/8	3/8-19	9/16-18	38	19	22	8	8	19	57	6-6F64OMXS	6-6F64OMXSS	350	350
12	1/2	3/8-19	3/4-16	41	22	22	10	10	21	62	8F64OMXS	8F64OMXSS	350	350
12	1/2	1/4-19	3/4-16	40	22	19	10	6	20	57	8-4F64OMXS	8-4F64OMXSS	350	350
12	1/2	1/2-14	3/4-16	46	22	30	10	10	21	75	8-8F64OMXS	8-8F64OMXSS	350	350
14, 15, 16	5/8	1/2-14	7/8-14	49	27	30	12	12	24	127	10F64OMXS	10F64OMXSS	350	350
14, 15, 16	5/8	3/8-19	7/8-14	44	27	22	12	9	22	84	10-6F64OMXS	10-6F64OMXSS	350	350
18, 20	3/4	3/4-14	1 1/16-12	52	32	36	16	16	26	183	12F64OMXS	12F64OMXSS	280	280
18, 20	3/4	1/2-14	1 1/16-12	50	32	30	16	12	24	169	12-8F64OMXS	12-8F64OMXSS	350	350
25	1	1-11	1 5/16-12	59	38	46	22	22	28	296	16F64OMXS	16F64OMXSS	250	250
25	1	3/4-14	1 5/16-12	54	38	36	22	16	27	253	16-12F64OMXS	16-12F64OMXSS	250	250
28, 30, 32	1 1/4	1 1/4-11	1 5/8-12	64	50	50	28	28	32	500	20F64OMXS	20F64OMXSS	250	175
28, 30, 32	1 1/4	1-11	1 5/8-12	62	50	46	28	22	31	420	20-16F64OMXS	20-16F64OMXSS	250	175
35, 38	1 1/2	1 1/2-11	1 7/8-12	71	60	55	33	33	36	739	24F64OMXS	24F64OMXSS	170	140
35, 38	1 1/2	1 1/4-11	1 7/8-12	70	60	50	33	28	35	627	24-20F64OMXS	24-20F64OMXSS	170	140

Steel, stainless steel and brass Triple-Lok® parts are delivered with NBR elastomeric seals as standard. For more details on other seal materials see page K91.

Order codes shown are part of our current manufacturing programme.

Imperial and metric parts may vary in hexagon dimensions.

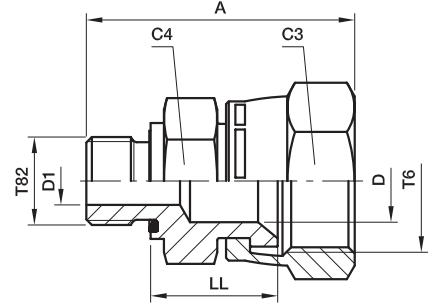
$$\frac{\text{PN (bar)}}{10} = \text{PN (MPa)}$$

Pressure ratings – PN shown, apply to Steel and Stainless Steel versions of the product.



F682EDMX Swivel male stud

Triple-Lok® 37° Flare female swivel end / Male metric thread – ED seal (ISO 9974)



Tube O.D. mm	Tube O.D. in.	Thread Metric T82	Thread UN/UNF-2B T6	A mm	C4 mm	C3 mm	D mm	D1 mm	LL mm	Weight (steel) g/1 piece	Triple-Lok®		PN (bar)	
											Steel	Stainless Steel	S	SS
6	1/4	M 10×1.0	7/16-20	32	14	16	4	4	15	28	4M10F682EDMXS	4M10F682EDMXSS	500	350
8	5/16	M 12×1.5	1/2-20	38	17	17	6	6	17	32	5M12F682EDMXS	5M12F682EDMXSS	420	350
10	3/8	M 14×1.5	9/16-18	40	19	19	8	7	18	42	6M14F682EDMXS	6M14F682EDMXSS	350	350
12	1/2	M 16×1.5	3/4-16	44	22	22	10	9	21	62	8M16F682EDMXS	8M16F682EDMXSS	350	350
12	1/2	M 18×1.5	3/4-16	44	24	22	10	11	21	70	8M18F682EDMXS	8M18F682EDMXSS	350	350
14, 15, 16	5/8	M 18×1.5	7/8-14	48	24	27	12	11	23	125	10M18F682EDMXS	10M18F682EDMXSS	350	350
14, 15, 16	5/8	M 22×1.5	7/8-14	50	27	27	12	14	23	155	10M22F682EDMXS	10M22F682EDMXSS	350	350
18, 20	3/4	M 22×1.5	1 1/16-12	53	27	32	16	14	25	160	12M22F682EDMXS	12M22F682EDMXSS	350	350
18, 20	3/4	M 27×2.0	1 1/16-12	55	32	32	16	16	24	172	12M27F682EDMXS	12M27F682EDMXSS	350	350
25	1	M 33×2.0	1 5/16-12	61	41	38	22	23	27	259	16M33F682EDMXS	16M33F682EDMXSS	250	250
28, 30, 32	1 1/4	M 42×2.0	1 5/8-12	68	50	50	28	30	32	484	20M42F682EDMXS	20M42F682EDMXSS	250	210

Steel, stainless steel and brass Triple-Lok® parts are delivered with NBR elastomeric seals as standard. For more details on other seal materials see page K91.

Order codes shown are part of our current manufacturing programme.

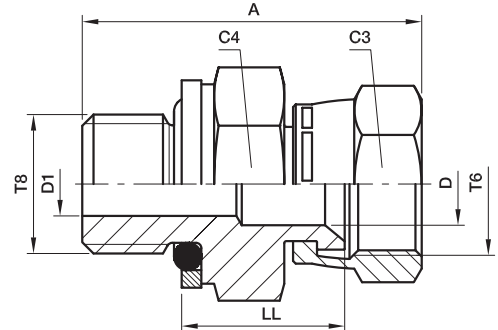
Imperial and metric parts may vary in hexagon dimensions.

$$\frac{\text{PN (bar)}}{10} = \text{PN (MPa)}$$

Pressure ratings – PN shown, apply to Steel and Stainless Steel versions of the product.

F68OMX Swivel male stud

Triple-Lok® 37° Flare female swivel end / Male metric thread O-ring + retaining ring



Tube O.D. mm	in.	Thread Metric T8	Thread UN/UNF-2B T6	A mm	C3 mm	C4 mm	D mm	D1 mm	LL mm	Weight (steel) g/1 piece	Triple-Lok® Steel	PN (bar)
6	1/4	M 10×1.0	7/16-20	34	16	14	4	4	16	28	4M10F68OMXS	350
8	5/16	M 12×1.5	1/2-20	38	17	17	6	6	18	32	5M12F68OMXS	420
10	3/8	M 14×1.5	9/16-18	39	19	19	8	8	20	42	6M14F68OMXS	350
12	1/2	M 16×1.5	3/4-16	42	22	22	10	8	22	62	8M16F68OMXS	350
12	1/2	M 18×1.5	3/4-16	44	22	24	10	10	23	62	8M18F68OMXS	250
14, 15, 16	5/8	M 18×1.5	7/8-14	47	27	24	12	11	25	127	10M18F68OMXS	250
14, 15, 16	5/8	M 22×1.5	7/8-14	48	27	27	12	12	24	155	10M22F68OMXS	250
18, 20	3/4	M 27×2.0	1 1/16-12	52	32	32	16	16	26	172	12M27F68OMXS	210
25	1	M 33×2.0	1 5/16-12	57	38	41	22	22	29	259	16M33F68OMXS	210
28, 30, 32	1 1/4	M 42×2.0	1 5/8-12	62	50	50	28	28	33	484	20M42F68OMXS	210

Steel, stainless steel and brass Triple-Lok® parts are delivered with NBR elastomeric seals as standard. For more details on other seal materials see page K91.

Order codes shown are part of our current manufacturing programme.

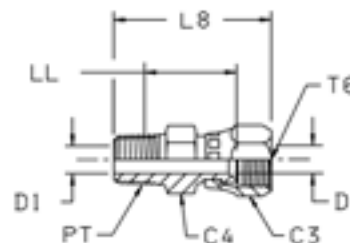
Imperial and metric parts may vary in hexagon dimensions.

$$\frac{\text{PN (bar)}}{10} = \text{PN (MPa)}$$

F6MX Swivel male stud

Triple-Lok® 37° Flare female swivel end / Male NPT* thread (SAE 476)

*Stainless Steel = NPT to prevent galling



Tube O.D.		Thread NPT/NPTF PT	Thread UN/UNF-2B T6	C3 mm	C4 mm	D mm	D1 mm	L8 mm	LL mm	Weight (steel) g/1 piece	Triple-Lok® Steel	Triple-Lok® Stainless Steel	PN (bar)	
mm	in.												S	SS
6	1/4	1/8-27	7/16-20	14	14	4	4	29	16	18	4 F6X-S	4F6MXSS	420	350
6	1/4	1/4-18	7/16-20	14	14	4	4	39	22	19	4-4 F6X-S	4-4F6MXSS	420	350
8	5/16	1/8-27	1/2-20	17	14	6	5	35	16	26	5F6MXS	5F6MXSS	420	350
8	5/16	1/4-18	1/2-20	16	16	6	7	40	22	37	5-4 F6X-S	5-4F6MXSS	420	350
10	3/8	1/4-18	9/16-18	17	17	8	8	40	24	30	6 F6X-S	6F6MXSS	350	350
10	3/8	3/8-18	9/16-18	17	19	7	7	40	24	48	6-6 F6X-S	6-6F6MXSS	350	350
12	1/2	3/8-18	3/4-16	22	22	10	10	43	24	50	8 F6X-S	8F6MXSS	350	350
12	1/2	1/4-18	3/4-16	22	19	10	7	44	27	46	8-4F6MXS	8-4F6MXSS	350	350
12	1/2	1/2-14	3/4-16	22	22	10	10	50	28	69	8-8F6MXS	8-8F6MXSS	350	350
14, 15, 16	5/8	1/2-14	7/8-14	25	25	12	12	52	27	75	10 F6X-S	10F6MXSS	350	350
14, 15, 16	5/8	3/8-18	7/8-14	27	22	12	10	47	25	67	10-6F6MXS	10-6F6MXSS	350	350
18, 20	3/4	3/4-14	1 1/16-12	32	27	16	16	55	29	125	12 F6X-S	12F6MXSS	350	350
18, 20	3/4	1/2-14	1 1/16-12	32	27	16	14	55	30	124	12-8 F6X-S	12-8F6MXSS	350	350
25	1	1-11.5	1 5/16-12	38	36	22	22	64	48	204	16 F6X-S	16F6MXSS	250	250
25	1	3/4-14	1 5/16-12	38	32	22	18	59	31	169	16-12 F6X-S	16-12F6MXSS	250	250
28, 30, 32	1 1/4	1 1/4-11.5	1 5/8-12	50	46	28	28	70	38	496	20 F6X-S	20F6MXSS	210	210
35, 38	1 1/2	1 1/2-11.5	1 7/8-12	58	58	34	34	78	43	750	24 F6X-S	24F6MXSS	170	170

Order codes shown are part of our current manufacturing programme.

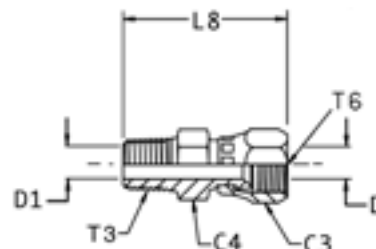
Imperial and metric parts may vary in hexagon dimensions.

$$\frac{\text{PN (bar)}}{10} = \text{PN (MPa)}$$

Pressure ratings – PN shown, apply to Steel and Stainless Steel versions of the product.

F63MX Swivel male stud

Triple-Lok® 37° Flare female swivel end / Male BSPT thread (ISO 7)



Tube O.D.		Thread BSPT T3	Thread UN/UNF-2B T6	C3 mm	C4 mm	D mm	D1 mm	L8 mm	Weight (steel) g/1 piece	Triple-Lok® Steel	Triple-Lok® Stainless Steel	PN (bar)	
mm	in.											S	SS
6	1/4	1/8-28	7/16-20	16	13	4	4	34	18	4F63MXS	4F63MXSS	315	315
6	1/4	1/4-19	7/16-20	16	14	4	4	38	19	4-4F63MXS	4-4F63MXSS	315	315
8	5/16	1/4-19	1/2-20	17	14	6	6	39	37	5-4F63MXS	5-4F63MXSS	315	315
10	3/8	1/4-19	9/16-18	19	14	8	8	40	30	6F63MXS	6F63MXSS	315	315
10	3/8	3/8-19	9/16-18	19	19	8	8	41	48	6-6F63MXS	6-6F63MXSS	315	315
12	1/2	3/8-19	3/4-16	22	19	10	10	43	50	8F63MXS	8F63MXSS	315	315
12	1/2	1/4-19	3/4-16	22	19	10	7	41	46	8-4F63MXS	8-4F63MXSS	315	315
14, 15, 16	5/8	1/2-14	7/8-14	27	22	12	12	51	75	10F63MXS	10F63MXSS	315	315
14, 15, 16	5/8	3/8-19	7/8-14	27	22	12	10	46	67	10-6F63MXS	10-6F63MXSS	315	315
18, 20	3/4	3/4-14	1 1/16-12	32	30	16	16	55	125	12F63MXS	12F63MXSS	160	160
18, 20	3/4	1/2-14	1 1/16-12	32	27	16	14	55	120	12-8F63MXS	12-8F63MXSS	315	315
25	1	1-11	1 5/16-12	38	36	22	22	64	204	16F63MXS	16F63MXSS	160	160
25	1	3/4-14	1 5/16-12	38	32	22	18	59	165	16-12F63MXS	16-12F63MXSS	160	160
28, 30, 32	1 1/4	1 1/4-11	1 5/8-12	50	46	28	28	69	496	20F63MXS	20F63MXSS	160	160

Order codes shown are part of our current manufacturing programme.

Imperial and metric parts may vary in hexagon dimensions.

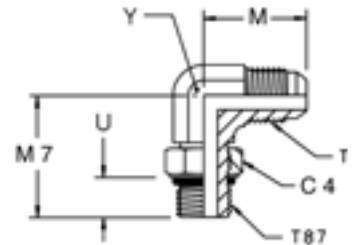
$$\frac{\text{PN (bar)}}{10} = \text{PN (MPa)}$$

Pressure ratings – PN shown, apply to Steel and Stainless Steel versions of the product.



C87OMX Male stud elbow

Triple-Lok® 37° Flare end /
Adjustable metric thread – O-ring (ISO 6149)



Tube O.D.		Thread Metric T87	Thread UN/UNF-2A T	C4 mm	M mm	M7 mm	U mm	Y mm	Weight (steel) g/1 piece	Triple-Lok® Steel	Triple-Lok® Stainless Steel	PN (bar)	
mm	in.											S	SS
6	1/4	M 10×1.0	7/16-20	14	23	27	9	11	17	4M10C87OMXS	4M10C87OMXSS	420	350
6	1/4	M 12×1.5	7/16-20	17	24	31	11	13	20	4M12C87OMXS	4M12C87OMXSS	420	350
8	5/16	M 10×1.0	1/2-20	14	24	26	9	13	22	5M10C87OMXS	5M10C87OMXSS	420	350
8	5/16	M 12×1.5	1/2-20	17	24	31	11	13	25	5M12C87OMXS	5M12C87OMXSS	420	350
10	3/8	M 14×1.5	9/16-18	19	27	34	11	14	31	6M14C87OMXS	6M14C87OMXSS	420	350
10	3/8	M 16×1.5	9/16-18	22	29	38	12	19	55	6M16C87OMXS	6M16C87OMXSS	350	350
10	1/2	M 16×1.5	3/4-16	22	32	38	12	19	65	8M16C87OMXS	8M16C87OMXSS	350	350
12	1/2	M 18×1.5	3/4-16	24	32	38	13	19	66	8M18C87OMXS	8M18C87OMXSS	350	350
14, 15, 16	5/8	M 18×1.5	7/8-14	24	37	42	13	22	99	10M18C87OMXS	10M18C87OMXSS	350	350
14, 15, 16	5/8	M 22×1.5	7/8-14	27	37	43	13	22	99	10M22C87OMXS	10M22C87OMXSS	350	350
18, 20	3/4	M 22×1.5	1 1/16-12	27	42	45	13	27	164	12M22C87OMXS	12M22C87OMXSS	350	350
18, 20	3/4	M 27×2.0	1 1/16-12	32	42	50	16	27	173	12M27C87OMXS	12M27C87OMXSS	350	350
25	1	M 27×2.0	1 5/16-12	32	46	53	16	33	287	16M27C87OMXS	16M27C87OMXSS	280	280
25	1	M 33×2.0	1 5/16-12	41	46	53	16	33	287	16M33C87OMXS	16M33C87OMXSS	280	280
28, 30, 32	1 1/4	M 42×2.0	1 5/8-12	50	52	58	16	41	575	20M42C87OMXS	20M42C87OMXSS	210	210
35, 38	1 1/2	M 48×2.0	1 7/8-12	55	59	64	17	48	874	24M48C87OMXS	24M48C87OMXSS	140	140

Steel, stainless steel and brass Triple-Lok® parts are delivered with NBR elastomeric seals as standard. For more details on other seal materials see page K91.

Order codes shown are part of our current manufacturing programme.

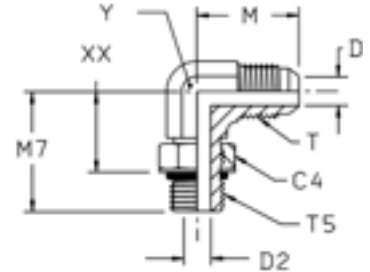
Imperial and metric parts may vary in hexagon dimensions.

$$\frac{\text{PN (bar)}}{10} = \text{PN (MPa)}$$

Pressure ratings – PN shown, apply to Steel and Stainless Steel versions of the product.

C5OMX Male stud elbow

Triple-Lok® 37° Flare end /
Adjustable UN/UNF thread – O-ring (ISO 11926)
SAE 070220 MS51527



Tube O.D. mm	Tube O.D. in.	Thread UN/UNF-2A T5	Thread UN/UNF-2A T	C4 mm	D mm	D2 mm	M mm	M7 mm	XX mm	Y mm	Weight (steel) g/1 piece	Triple-Lok® Steel	Triple-Lok® Stainless Steel	PN (bar)	
														S	SS
6	1/8	5/16-24	5/16-24	11	2	2	20	24	15	11	25	2 C50X-S		350	—
	3/16	3/8-24	3/8-24	13	3	3	21	24	16	11	30	3 C50X-S		350	—
	1/4	7/16-20	7/16-20	14	4	4	23	26	16	11	37	4C50MXS	4C50MXSS	420	350
	5/16	9/16-18	7/16-20	17	4	8	27	32	21	14	43	4-6 C50X-S	4-6C50MXSS	420	350
8	1/4	9/16-18	7/16-20	17	4	8	27	32	21	14	43	4-6 C50X-S	4-6C50MXSS	420	350
	5/16	1/2-20	1/2-20	17	6	6	24	29	18	13	47	5C50MXS	5C50MXSS	420	350
	5/16	7/16-20	1/2-20	14	6	5	24	29	19	14	55	5-4 C50X-S	5-4C50MXSS	420	350
	5/16	9/16-18	1/2-20	17	6	8	24	32	20	14	62	5-6 C50X-S	5-6C50MXSS	420	350
10	3/8	9/16-18	9/16-18	17	8	8	27	32	21	14	63	6C50MXS	6C50MXSS	420	350
	3/8	7/16-20	9/16-18	14	8	4	27	30	20	14	99	6-4 C50X-S	6-4C50MXSS	420	350
	3/8	1/2-20	9/16-18	16	8	6	27	30	18	14	99	6-5 C50X-S	6-5C50MXSS	420	350
	3/8	3/4-16	9/16-18	22	8	10	29	37	24	19	125	6-8C50MXS	6-8C50MXSS	420	350
12	1/2	7/8-14	9/16-18	25	8	12	31	43	32	22	145	6-10 C50X-S	6-10C50MXSS	350	350
	1/2	3/4-16	3/4-16	22	10	10	32	37	24	19	160	8C50MXS	8C50MXSS	420	350
	1/2	7/16-20	3/4-16	14	10	5	32	32	22	19	150	8-4 C50X-S	8-4C50MXSS	420	350
	1/2	9/16-18	3/4-16	17	10	8	32	34	23	19	130	8-6 C50X-S	8-6C50MXSS	420	350
14, 15, 16	5/8	7/8-14	3/4-16	27	10	13	34	43	29	22	180	8-10C50MXS	8-10C50MXSS	350	350
	5/8	1 1/16-12	3/4-16	32	10	16	36	49	33	27	210	8-12C50MXS	8-12C50MXSS	350	350
	5/8	1 5/16-12	3/4-16	41	10	22	39	52	36	33	380	8-16 C50X-S	8-16C50MXSS	280	280
	5/8	7/8-14	7/8-14	27	12	13	37	43	29	22	186	10C50MXS	10C50MXSS	350	350
14, 15, 16	5/8	9/16-18	7/8-14	18	13	8	37	36	25	22	130	10-6 C50X-S	10-6C50MXSS	350	350
	5/8	3/4-16	7/8-14	22	12	10	37	39	27	22	157	10-8 C50X-S	10-8C50MXSS	350	350
	5/8	1 1/16-12	7/8-14	32	12	16	39	49	33	27	331	10-12 C50X-S	10-12C50MXSS	350	350
	5/8	1 5/16-12	7/8-14	41	13	22	42	52	36	33	400	10-16 C50X-S	10-16C50MXSS	280	280
18, 20	3/4	1 1/16-12	1 1/16-12	32	16	16	42	49	33	27	301	12C50MXS	12C50MXSS	350	350
	3/4	3/4-16	1 1/16-12	22	16	10	42	41	30	27	297	12-8 C50X-S	12-8C50MXSS	350	350
	3/4	7/8-14	1 1/16-12	27	16	13	42	45	31	27	297	12-10C50MXS	12-10C50MXSS	350	350
	3/4	1 3/16-12	1 1/16-12	35	16	18	45	51	34	33	350	12-14 C50X-S	12-14C50MXSS	280	—
22	7/8	1 5/16-12	1 1/16-12	38	16	22	46	52	36	33	421	12-16 C50X-S	12-16C50MXSS	280	280
	7/8	1 3/16-12	1 3/16-12	35	18	18	44	51	34	33	417	14 C50X-S		280	—
	7/8	1 3/16-12	1 3/16-12	35	18	18	44	51	34	33	417	14 C50X-S		280	—
	1	1 5/16-12	1 5/16-12	41	22	22	46	52	36	33	426	16C50MXS	16C50MXSS	280	280
25	1	1 1/16-12	1 5/16-12	32	22	16	46	52	36	33	418	16-12 C50X-S	16-12C50MXSS	280	280
	1	1 3/16-12	1 5/16-12	35	22	18	46	53	36	33	450	16-14 C50X-S		280	—
	1	1 5/8-12	1 5/16-12	48	22	28	51	57	41	41	546	16-20 C50X-S	16-20C50MXSS	280	210
	1	1 7/8-12	1 5/16-12	55	22	34	55	61	44	48	600	16-24 C50X-S	16-24C50MXSS	210	210
28, 30, 32	1 1/4	1 5/8-12	1 5/8-12	50	28	28	52	57	41	41	674	20 C50X-S	20C50MXSS	280	210
	1 1/4	1 5/16-12	1 5/8-12	41	28	22	52	57	41	41	650	20-16 C50X-S	20-16C50MXSS	280	280
	1 1/4	1 7/8-12	1 5/8-12	55	28	34	56	61	44	48	920	20-24 C50X-S	20-24C50MXSS	210	210
	1 1/2	1 7/8-12	1 7/8-12	55	33	33	59	61	44	48	917	24 C50X-S	24C50MXSS	210	140
35, 38	1 1/2	1 5/8-12	1 7/8-12	48	34	28	59	61	44	48	920	24-20 C50X-S	24-20C50MXSS	210	140

Steel, stainless steel and brass Triple-Lok® parts are delivered with NBR elastomeric seals as standard. For more details on other seal materials see page K91.

Order codes shown are part of our current manufacturing programme.

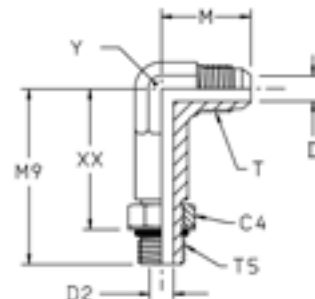
Imperial and metric parts may vary in hexagon dimensions.

$$\frac{\text{PN (bar)}}{10} = \text{PN (MPa)}$$

Pressure ratings – PN shown, apply to Steel and Stainless Steel versions of the product.

CC50X Extended male stud elbow

Triple-Lok® 37° Flare end / Male UNF thread – O-ring (ISO 11926)



Tube O.D.		Thread UN/UNF-2A T5	Thread UN/UNF-2A T	C4 mm	D mm	D2 mm	M mm	M9 mm	XX mm	Y mm	Weight (steel) g/1 piece	Triple-Lok® Steel	PN (bar)
mm	in.												
6	1/4	7/16-20	7/16-20	14	4	4	25	44	34	14	44	4 CC50X-S	420
10	3/8	9/16-18	9/16-18	18	8	8	27	53	42	14	51	6 CC50X-S	420
12	1/2	3/4-16	3/4-16	22	10	10	32	64	51	22	146	8 CC50X-S	420
14, 15, 16	5/8	7/8-14	7/8-14	25	12	12	37	73	59	22	169	10 CC50X-S	350
18, 20	3/4	1 1/16-12	1 1/16-12	32	16	16	42	85	68	27	291	12 CC50X-S	350
25	1	1 5/16-12	1 5/16-12	38	21	21	46	95	78	33	481	16 CC50X-S	280

Steel, stainless steel and brass Triple-Lok® parts are delivered with NBR elastomeric seals as standard. For more details on other seal materials see page K91.

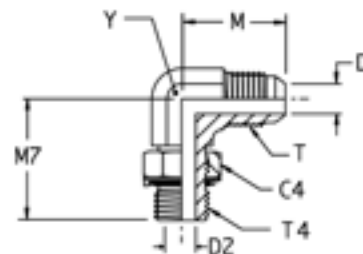
Order codes shown are part of our current manufacturing programme.

Imperial and metric parts may vary in hexagon dimensions.

$$\frac{\text{PN (bar)}}{10} = \text{PN (MPa)}$$

C4OMX Male stud elbow

Triple-Lok® 37° Flare end / Adjustable BSPP thread O-ring + retaining ring (ISO 1179)



Tube O.D. mm	in.	Thread BSPP T4	Thread UN/UNF-2A T	C4 mm	D mm	D2 mm	M mm	M7 mm	Y mm	Weight (steel) g/1 piece	Triple-Lok® Steel	Triple-Lok® Stainless Steel	PN (bar)	
													S	SS
6	1/4	1/8-28	7/16-20	14	4	4	23	27	11	37	4C4OMXS	4C4OMXS	250	250
6	1/4	1/4-19	7/16-20	19	4	8	27	32	14	43	4-4C4OMXS	4-4C4OMXS	250	200
6	1/4	3/8-19	7/16-20	22	4	10	29	37	19	50	4-6C4OMXS	4-6C4OMXS	250	200
8	5/16	1/8-28	1/2-20	14	6	4	24	27	13	47	5C4OMXS	5C4OMXS	250	250
8	5/16	1/4-19	1/2-20	19	6	8	27	32	14	55	5-4C4OMXS	5-4C4OMXS	250	200
8	5/16	3/8-19	1/2-20	22	6	10	29	37	19	57	5-6C4OMXS	5-6C4OMXS	250	200
10	3/8	1/4-19	9/16-18	19	8	8	27	32	14	61	6C4OMXS	6C4OMXS	250	200
10	3/8	1/8-28	9/16-18	14	8	4	27	28	14	52	6-2C4OMXS	6-2C4OMXS	250	200
10	3/8	3/8-19	9/16-18	22	8	10	29	37	19	95	6-6C4OMXS	6-6C4OMXS	250	200
10	3/8	1/2-14	9/16-18	27	8	12	31	43	22	80	6-8C4OMXS	6-8C4OMXS	250	200
12	1/2	3/8-19	3/4-16	22	10	10	32	37	19	102	8C4OMXS	8C4OMXS	250	200
12	1/2	1/4-19	3/4-16	19	10	8	32	37	19	91	8-4C4OMXS	8-4C4OMXS	250	200
12	1/2	1/2-14	3/4-16	27	10	12	34	43	22	155	8-8C4OMXS	8-8C4OMXS	250	200
12	1/2	3/4-14	3/4-16	36	10	16	36	50	27	205	8-12C4OMXS	8-12C4OMXS	250	200
14, 15, 16	5/8	1/2-14	7/8-14	27	12	12	37	43	22	164	10C4OMXS	10C4OMXS	250	200
14, 15, 16	5/8	3/8-19	7/8-14	22	12	10	37	36	22	190	10-6C4OMXS	10-6C4OMXS	250	200
14, 15, 16	5/8	3/4-14	7/8-14	36	12	16	39	50	27	217	10-12C4OMXS	10-12C4OMXS	250	200
18, 20	3/4	3/4-14	1 1/16-12	36	16	16	42	50	27	295	12C4OMXS	12C4OMXS	250	200
18, 20	3/4	1/2-14	1 1/16-12	27	16	12	42	50	27	245	12-8C4OMXS	12-8C4OMXS	250	200
18, 20	3/4	1-11	1 1/16-12	41	16	22	45	52	33	317	12-16C4OMXS	12-16C4OMXS	250	200
25	1	1-11	1 5/16-12	41	22	22	46	52	33	425	16C4OMXS	16C4OMXS	250	200
25	1	3/4-14	1 5/16-12	36	22	16	46	47	33	405	16-12C4OMXS	16-12C4OMXS	250	200
28, 30, 32	1 1/4	1 1/4-11	1 5/8-12	50	28	28	52	57	41	697	20C4OMXS	20C4OMXS	210	160
28, 30, 32	1 1/4	1-11	1 5/8-12	41	28	22	52	57	41	650	20-16C4OMXS	20-16C4OMXS	250	160
35, 38	1 1/2	1 1/2-11	1 7/8-12	55	33	33	59	61	48	953	24C4OMXS	24C4OMXS	140	140
35, 38	1 1/2	1 1/4-11	1 7/8-12	50	33	28	59	61	48	964	24-20C4OMXS	24-20C4OMXS	210	140

Steel, stainless steel and brass Triple-Lok® parts are delivered with NBR elastomeric seals as standard. For more details on other seal materials see page K91.

Order codes shown are part of our current manufacturing programme.

Imperial and metric parts may vary in hexagon dimensions.

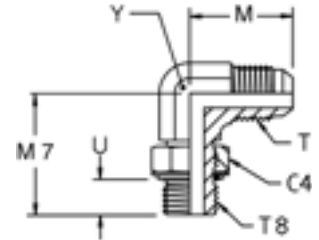
$$\frac{\text{PN (bar)}}{10} = \text{PN (MPa)}$$

Pressure ratings – PN shown, apply to Steel and Stainless Steel versions of the product.

K

C8OMX Male stud elbow

Triple-Lok® 37° Flare end / Male metric thread – O-ring + retainer ring



Tube O.D.		Thread Metric T8	Thread UN/UNF-2A T	M mm	Y mm	U mm	C4 mm	M7 mm	Weight (steel) g/1 piece	Triple-Lok® Steel	PN (bar)
mm	in.										
6	1/4	M 10×1.0	7/16-20	23	11	8	14	27	23	4M10C8OMXS	250
6	1/4	M 12×1.5	7/16-20	24	13	10	17	31	28	4M12C8OMXS	250
8	5/16	M 10×1.0	1/2-20	24	13	8	13	26	29	5M10C8OMXS	250
8	5/16	M 12×1.5	1/2-20	24	13	10	17	31	29	5M12C8OMXS	250
10	3/8	M 14×1.5	9/16-18	27	14	10	17	34	36	6M14C8OMXS	250
10	3/8	M 16×1.5	9/16-18	29	19	10	19	38	74	6M16C8OMXS	250
12	1/2	M 16×1.5	3/4-16	32	19	10	19	38	77	8M16C8OMXS	250
12	1/2	M 18×1.5	3/4-16	32	19	11	22	38	78	8M18C8OMXS	250
14, 15, 16	5/8	M 18×1.5	7/8-14	37	22	11	22	42	104	10M18C8OMXS	250
14, 15, 16	5/8	M 20×1.5	7/8-14	37	22	11	24	41	110	10M20C8OMXS	250
14, 15, 16	5/8	M 22×1.5	7/8-14	37	22	12	27	43	119	10M22C8OMXS	250
18, 20	3/4	M 22×1.5	1 1/16-12	42	27	12	27	45	198	12M22C8OMXS	250
18, 20	3/4	M 27×2.0	1 1/16-12	42	27	14	32	50	208	12M27C8OMXS	175
25	1	M 27×2.0	1 5/16-12	46	33	14	32	53	333	16M27C8OMXS	175
25	1	M 33×2.0	1 5/16-12	46	33	14	38	53	333	16M33C8OMXS	140
28, 30, 32	1 1/4	M 42×2.0	1 5/8-12	52	41	14	50	58	575	20M42C8OMXS	140
35, 38	1 1/2	M 48×2.0	1 7/8-12	59	48	15	55	64	872	24M48C8OMXS	140

Steel, stainless steel and brass Triple-Lok® parts are delivered with NBR elastomeric seals as standard. For more details on other seal materials see page K91.

Order codes shown are part of our current manufacturing programme.

Imperial and metric parts may vary in hexagon dimensions.

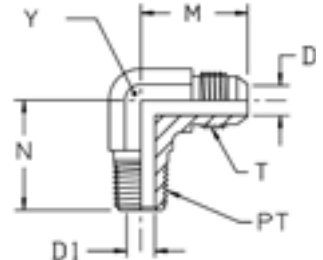
$$\frac{\text{PN (bar)}}{10} = \text{PN (MPa)}$$

CMTX Male stud elbow

Triple-Lok® 37° Flare end / Male NPTF* thread (SAE 476)

SAE 070202 MS51504

*Stainless Steel = NPT to prevent galling



Tube O.D.		Thread NPT/NPTF PT	Thread UN/UNF-2A T	D mm	D1 mm	M mm	N mm	Y mm	Weight (steel) g/1 piece	Triple-Lok® Steel	Triple-Lok® Stainless Steel	PN (bar)	
mm	in.											S	SS
6	1/8	1/8-27	5/16-24	2	5	20	18	8	12	2 CTX-S		420	—
	3/16	1/8-27	3/8-24	3	5	21	18	10	15	3 CTX-S		420	—
	1/4	1/8-27	7/16-20	4	5	23	20	11	23	4CMTXS	4CMTXSS	420	350
	1/4	1/4-18	7/16-20	4	7	27	28	14	42	4-4CMTXS	4-4CMTXSS	420	350
	1/4	3/8-18	7/16-20	4	10	29	31	19	26	4-6 CTX-S	4-6CMTXSS	420	350
6	1/4	1/2-14	7/16-20	4	14	31	37	22	30	4-8 CTX-S	4-8CMTXSS	420	350
8	5/16	1/8-27	1/2-20	6	5	24	20	13	29	5CMTXS	5CMTXSS	420	350
8	5/16	1/4-18	1/2-20	6	7	27	28	14	42	5-4 CTX-S	5-4CMTXSS	420	350
8	5/16	3/8-18	1/2-20	6	10	29	31	19	45	5-6 CTX-S	5-6CMTXSS	420	350
10	3/8	1/4-18	9/16-18	8	7	27	28	14	45	6CMTXS	6CMTXSS	420	350
10	3/8	1/8-27	9/16-18	8	5	27	23	14	55	6-2 CTX-S	6-2CMTXSS	420	350
10	3/8	3/8-18	9/16-18	8	10	29	31	19	76	6-6CMTXS	6-6CMTXSS	420	350
10	3/8	1/2-14	9/16-18	8	14	31	37	22	117	6-8CMTXS	6-8CMTXSS	420	350
12	1/2	3/8-18	3/4-16	10	10	32	31	19	86	8CMTXS	8CMTXSS	420	350
12	1/2	1/4-18	3/4-16	10	7	32	31	19	82	8-4CMTXS	8-4CMTXSS	420	350
12	1/2	1/2-14	3/4-16	10	14	34	37	22	125	8-8CMTXS	8-8CMTXSS	420	350
12	1/2	3/4-14	3/4-16	10	18	36	40	27	190	8-12 CTX-S	8-12CMTXSS	280	280
14, 15,16	5/8	1/2-14	7/8-14	12	14	37	37	22	129	10CMTXS	10CMTXSS	350	350
14, 15,16	5/8	3/8-18	7/8-14	12	10	37	33	22	127	10-6 CTX-S	10-6CMTXSS	350	350
14, 15,16	5/8	3/4-14	7/8-14	12	18	39	40	27	192	10-12CMTXS	10-12CMTXSS	280	280
18, 20	3/4	3/4-14	1 1/16-12	16	18	42	40	27	198	12 CTX-S	12CMTXSS	280	280
18, 20	3/4	1/2-14	1 1/16-12	16	14	42	40	27	204	12-8 CTX-S	12-8CMTXSS	350	350
18, 20	3/4	1-11.5	1 1/16-12	16	24	45	50	33	318	12-16CMTXS	12-16CMTXSS	210	210
22	7/8	3/4-14	1 3/16-12	18	18	46	43	31	260	14 CTX-S	14CMTXSS	280	245
25	1	1-11.5	1 5/16-12	22	24	46	50	33	328	16 CTX-S	16CMTXSS	210	210
25	1	3/4-14	1 5/16-12	22	18	46	45	33	318	16-12 CTX-S	16-12CMTXSS	280	280
25	1	1 1/4-11.5	1 5/16-12	22	32	54	61	45	477	16-20 CTX-S	16-20CMTXSS	170	170
28, 30, 32	1 1/4	1 1/4-11.5	1 5/8-12	28	32	52	61	45	549	20 CTX-S	20CMTXSS	170	170
28, 30, 32	1 1/4	1-11.5	1 5/8-12	28	24	52	60	41	536	20-16CMTXS	20-16CMTXSS	210	210
28, 30, 32	1 1/4	1 1/2-11.5	1 7/8-12	28	38	56	67	48	630	20-24 CTX-S	20-24CMTXSS	170	140
35, 38	1 1/2	1 1/2-11.5	1 7/8-12	33	38	59	67	48	747	24 CTX-S	24CMTXSS	170	140
35, 38	1 1/2	1 1/4-11.5	1 7/8-12	33	32	59	57	48	715	24-20 CTX-S	24-20CMTXSS	170	140
	2	2-11.5	2 1/2-12	45	49	78	76	64	1644	32 CTX-S		140	—
	2	1 1/2-11.5	2 1/2-12	45	38	78	75	66	1450	32-24 CTX-S		140	—

Order codes shown are part of our current manufacturing programme.

Imperial and metric parts may vary in hexagon dimensions.

$$\frac{\text{PN (bar)}}{10} = \text{PN (MPa)}$$

Pressure ratings – PN shown, apply to Steel and Stainless Steel versions of the product.

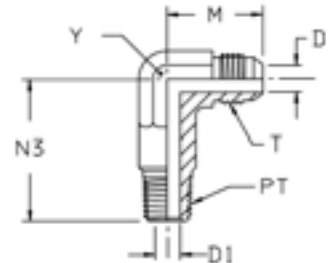


CCTX Extended male stud elbow

Triple-Lok® 37° Flare end / Male NPTF* thread (SAE 476)

SAE 070202 MS51504

*Stainless Steel = NPT to prevent galling



Tube O.D. mm	Tube O.D. in.	Thread NPT/NPTF PT	Thread UN/UNF-2A T	D mm	D1 mm	M mm	N3 mm	Y mm	Weight (steel) g/1 piece	Triple-Lok® Steel	Triple-Lok® Stainless Steel	PN (bar)	
												S	SS
6	1/4	1/8-27	7/16-20	5	5	23	30	11	28	4 CCTX-S	4 CCTX-SS	420	350
6	1/4	1/4-18	7/16-20	5	7	27	37	14	28	4-4 CCTX-S	4-4 CCTX-SS	420	350
8	5/16	1/8-27	1/2-20	6	5	24	30	14	35	5 CCTX-S	5 CCTX-SS	420	350
10	3/8	1/4-16	9/16-18	8	7	27	40	14	58	6 CCTX-S	6 CCTX-SS	420	350
10	3/8	3/8-18	9/16-18	8	11	29	46	19	58	6-6 CCTX-S	6-6 CCTX-SS	420	350
12	1/2	3/8-18	3/4-16	10	10	32	45	19	111	8 CCTX-S	8 CCTX-SS	420	350
12	1/2	1/2-14	3/4-16	10	14	34	55	22	136	8-8 CCTX-S	8-8 CCTX-SS	420	350
14, 15, 16	5/8	1/2-14	7/8-14	13	14	37	55	22	183	10 CCTX-S	10 CCTX-SS	350	350
18, 20	3/4	3/4-14	1 1/16-12	16	18	42	61	27	253	12 CCTX-S	12 CCTX-SS	280	280
25	1	1-11.5	1 5/16-12	21	24	46	76	33	435	16 CCTX-S	16 CCTX-SS	210	210
28, 30, 32	1 1/4	1 1/4-11.5	1 5/8-12	28	32	52	93	41	1021	20 CCTX-S	20 CCTX-SS	170	170

Order codes shown are part of our current manufacturing programme.

Imperial and metric parts may vary in hexagon dimensions.

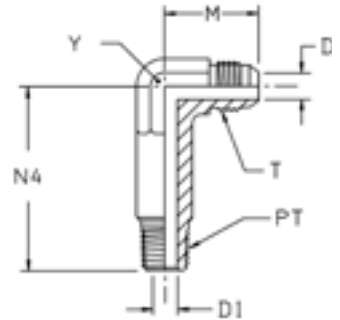
$$\frac{\text{PN (bar)}}{10} = \text{PN (MPa)}$$

Pressure ratings – PN shown, apply to Steel and Stainless Steel versions of the product.

CCCTX Extended male stud elbow

Triple-Lok® 37° Flare end / Male NPTF* thread (SAE 476)
SAE 071602

*Stainless Steel = NPT to prevent galling



Tube O.D.		Thread NPT/NPTF PT	Thread UN/UNF-2A T	D mm	D1 mm	M mm	N4 mm	Y mm	Weight (steel) g/1 piece	Triple-Lok® Steel	PN (bar)
mm	in.										
6	1/4	1/8-27	7/16-20	5	5	23	40	11	32	4 CCCTX-S	420
6	1/4	1/4-18	7/16-20	5	7	27	52	14	32	4-4 CCCTX-S	420
8	5/16	1/8-27	1/2-20	6	5	25	41	14	39	5 CCCTX-S	420
10	3/8	1/4-16	9/16-18	8	7	27	53	14	72	6 CCCTX-S	420
10	3/8	3/8-18	9/16-18	8	11	29	59	19	72	6-6 CCCTX-S	420
12	1/2	3/8-18	3/4-16	10	10	32	59	19	130	8 CCCTX-S	420
12	1/2	1/2-14	3/4-16	10	14	34	72	22	163	8-8 CCCTX-S	420
14, 15, 16	5/8	1/2-14	7/8-14	13	14	37	72	22	212	10 CCCTX-S	350
18, 20	3/4	3/4-14	1 1/16-12	16	18	42	82	27	356	12 CCCTX-S	280
25	1	1-11.5	1 5/16-12	21	24	46	101	33	520	16 CCCTX-S	210
28, 30, 32	1 1/4	1 1/4-11.5	1 5/8-12	28	32	52	126	41	1196	20 CCCTX-S	170

Order codes shown are part of our current manufacturing programme.

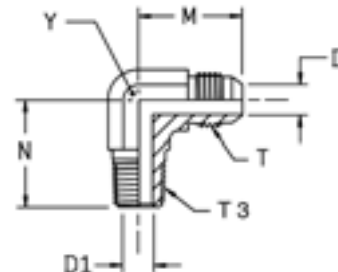
Imperial and metric parts may vary in hexagon dimensions.

$$\frac{\text{PN (bar)}}{10} = \text{PN (MPa)}$$

K

C3MX Male stud elbow

Triple-Lok® 37° Flare end / Male BSPT thread (ISO 7)



Tube O.D.		Thread BSPT T3	Thread UN/UNF-2A T	D mm	D1 mm	M mm	N mm	Y mm	Weight (steel) g/1 piece	Triple-Lok® Steel	Triple-Lok® Stainless Steel	PN (bar)	
mm	in.											S	SS
6	1/4	1/8-28	7/16-20	4	5	23	20	11	23	4C3MXS	4C3MXSS	315	315
6	1/4	1/4-19	7/16-20	4	7	27	28	14	42	4-4C3MXS	4-4C3MXSS	315	315
8	5/16	1/8-28	1/2-20	6	5	24	20	13	29	5C3MXS	5C3MXSS	315	315
8	5/16	1/4-19	1/2-20	6	7	27	28	14	42	5-4C3MXS	5-4C3MXSS	315	315
10	3/8	1/4-19	9/16-18	8	7	27	28	14	45	6C3MXS	6C3MXSS	315	315
10	3/8	3/8-19	9/16-18	8	10	29	31	19	76	6-6C3MXS	6-6C3MXSS	315	315
10	3/8	1/2-14	9/16-18	8	14	31	37	22	117	6-8C3MXS	6-8C3MXSS	315	315
12	1/2	3/8-19	3/4-16	10	10	32	31	19	86	8C3MXS	8C3MXSS	315	315
12	1/2	1/4-19	3/4-16	10	7	32	31	19	82	8-4C3MXS	8-4C3MXSS	315	315
12	1/2	1/2-14	3/4-16	10	14	34	37	22	125	8-8C3MXS	8-8C3MXSS	315	315
14, 15, 16	5/8	1/2-14	7/8-14	12	14	37	37	22	129	10C3MXS	10C3MXSS	315	315
14, 15, 16	5/8	3/8-19	7/8-14	12	10	37	33	22	127	10-6C3MXS	10-6C3MXSS	315	315
14, 15, 16	5/8	3/4-14	7/8-14	12	18	39	40	27	192	10-12C3MXS	10-12C3MXSS	160	160
18, 20	3/4	3/4-14	1 1/16-12	16	18	42	40	27	198	12C3MXS	12C3MXSS	160	160
18, 20	3/4	1/2-14	1 1/16-12	16	14	42	40	27	204	12-8C3MXS	12-8C3MXSS	315	315
18, 20	3/4	1-11	1 1/16-12	16	24	45	50	33	251	12-16C3MXS	12-16C3MXSS	160	160
25	1	1-11	1 5/16-12	22	24	46	50	33	328	16C3MXS	16C3MXSS	160	160
25	1	3/4-14	1 5/16-12	22	18	46	45	33	318	16-12C3MXS	16-12C3MXSS	160	160
28, 30, 32	1 1/4	1 1/4-11	1 5/8-12	28	32	52	61	41	549	20C3MXS	20C3MXSS	160	160
28, 30, 32	1 1/4	1-11	1 5/8-12	28	24	52	60	41	536	20-16C3MXS	20-16C3MXSS	160	160
35, 38	1 1/2	1 1/2-11	1 7/8-12	33	38	59	67	48	747	24C3MXS	24C3MXSS	160	140

Order codes shown are part of our current manufacturing programme.

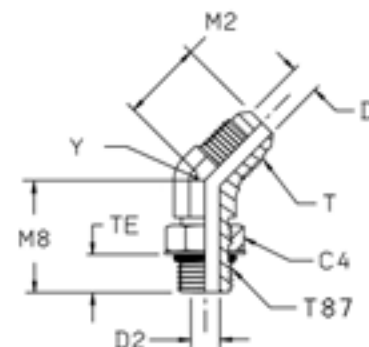
Imperial and metric parts may vary in hexagon dimensions.

$$\frac{\text{PN (bar)}}{10} = \text{PN (MPa)}$$

Pressure ratings – PN shown, apply to Steel and Stainless Steel versions of the product.

V87OMX 45° Male stud elbow

Triple-Lok® 37° Flare end / Male metric thread O-ring (ISO 6149)



Tube O.D. mm	Tube O.D. in.	Thread Metric T87	Thread UN/UNF-2A T	C4 mm	D mm	D2 mm	M2 mm	M8 mm	TE mm	Y mm	Weight (steel) g/1 piece	Triple-Lok® Steel	PN (bar)
6	1/4	M 10×1.0	7/16-20	14	4	5	18	27	9	11	17	4M10V87OMXS	420
4	1/4	M 12×1.0	7/16-20	17	4	6	20	28	11	13	25	4M12V87OMXS	420
8	5/16	M 10×1.0	1/2-20	14	6	5	18	27	9	13	31	5M10V87OMXS	420
8	5/16	M 12×1.5	1/2-20	17	6	6	20	28	11	13	25	5M12V87OMXS	420
10	3/8	M 14×1.5	9/16-18	19	8	8	21	28	11	14	31	6M14V87OMXS	420
10	3/8	M 16×1.5	9/16-18	22	8	9	22	32	12	19	58	6M16V87OMXS	350
10	3/8	M 18×1.5	9/16-18	24	8	11	22	33	13	19	66	6M18V87OMXS	350
12	1/2	M 16×1.5	3/4-16	22	10	9	25	33	12	19	65	8M16V87OMXS	350
12	1/2	M 18×1.5	3/4-16	24	10	11	25	33	13	19	66	8M18V87OMXS	350
14, 15, 16	5/8	M 18×1.5	7/8-14	24	12	11	28	37	13	22	99	10M18V87OMXS	350
14, 15, 16	5/8	M 22×1.5	7/8-14	27	12	14	28	38	13	22	99	10M22V87OMXS	350
18, 20	3/4	M 22×1.5	1 1/16-12	27	16	14	33	40	13	27	164	12M22V87OMXS	350
18, 20	3/4	M 27×2.0	1 1/16-12	32	16	18	33	46	16	27	173	12M27V87OMXS	350
25	1	M 33×2.0	1 5/16-12	41	22	23	37	46	16	33	287	16M33V87OMXS	280

Steel, stainless steel and brass Triple-Lok® parts are delivered with NBR elastomeric seals as standard. For more details on other seal materials see page K91.

Order codes shown are part of our current manufacturing programme.

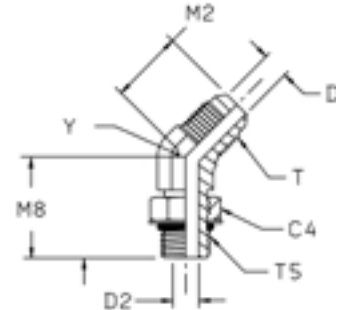
Imperial and metric parts may vary in hexagon dimensions.

$\frac{\text{PN (bar)}}{10} = \text{PN (MPa)}$



V5OMX 45° Male stud elbow

Triple-Lok® 37° Flare end / Male UNF thread O-ring (ISO 11926)
 SAE 070320 MS51528



Tube O.D.		Thread UN/UNF-2A T5	Thread UN/UNF-2A T	C4 mm	D mm	D2 mm	M2 mm	M8 mm	Y mm	Weight (steel) g/1 piece	Triple-Lok® Steel	Triple-Lok® Stainless Steel	PN (bar)	
mm	in.												S	SS
6	1/4	7/16-20	7/16-20	14	4	5	18	27	11	34	4 V5OX-S	4 V5OX-SS	420	350
8	5/16	1/2-20	1/2-20	16	6	6	20	27	13	42	5 V5OX-S	5 V5OX-SS	420	350
10	3/8	9/16-18	9/16-18	17	8	8	21	29	14	52	6 V5OX-S	6 V5OX-SS	420	350
10	3/8	3/4-16	9/16-19	22	8	10	22	33	19	104	6-8 V5OX-S	6-8 V5OX-SS	420	350
12	1/2	3/4-16	3/4-16	22	10	10	25	33	19	104	8 V5OX-S	8 V5OX-SS	420	350
12	1/2	9/16-18	3/4-16	17	10	8	25	30	19	98	8-6 V5OX-S	8-6 V5OX-SS	420	350
12	1/2	7/8-14	3/4-16	25	10	12	25	39	22	148	8-10 V5OX-S	8-10 V5OX-SS	350	350
14, 15, 16	5/8	7/8-14	7/8-14	27	12	13	28	39	22	157	10V5OMXS	10 V5OX-SS	350	350
14, 15, 16	5/8	3/4-16	7/8-14	22	12	10	28	35	22	157	10-8V5OMXS	10-8 V5OX-SS	350	350
18, 20	3/4	1 1/16-12	1 1/16-12	32	16	16	33	44	27	258	12 V5OX-S	12 V5OX-SS	350	350
18, 20	3/4	7/8-14	1 1/16-12	25	16	12	33	40	27	227	12-10 V5OX-S	12-10 V5OX-SS	350	350
22	7/8	1 3/16-12	1 3/16-12	35	18	18	37	47	33	275	14 V5OX-S		280	—
25	1	1 5/16-12	1 5/16-12	38	22	22	37	47	33	375	16 V5OX-S	16 V5OX-SS	280	280
28, 30, 32	1 1/4	1 5/8-12	1 5/8-12	48	28	28	40	49	41	570	20 V5OX-S	20 V5OX-SS	280	210
35, 38	1 1/2	1 7/8-12	1 7/8-12	54	33	33	45	49	48	706	24 V5OX-S	24 V5OX-SS	210	140

Steel, stainless steel and brass Triple-Lok® parts are delivered with NBR elastomeric seals as standard. For more details on other seal materials see page K91.

Order codes shown are part of our current manufacturing programme.

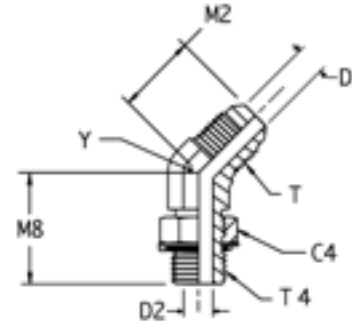
Imperial and metric parts may vary in hexagon dimensions.

$$\frac{\text{PN (bar)}}{10} = \text{PN (MPa)}$$

Pressure ratings – PN shown, apply to Steel and Stainless Steel versions of the product.

V4OMX 45° Male stud elbow

Triple-Lok® 37° Flare end / Male BSPP thread O-ring + retaining ring (ISO 1179)



Tube O.D.		Thread BSPP T4	Thread UN/UNF-2A T	C4 mm	D mm	D2 mm	M2 mm	M8 mm	Y mm	Weight (steel) g/1 piece	Triple-Lok® Steel	PN (bar)
mm	in.											
6	1/4	1/8-28	7/16-20	14	4	4	18	27	11	35	4V4OMXS	250
6	1/4	1/4-19	7/16-20	19	4	8	21	29	14	48	4-4V4OMXS	250
8	5/16	1/8-28	1/2-20	14	6	4	20	27	13	44	5V4OMXS	250
8	5/16	1/4-19	1/2-20	19	6	8	21	27	14	51	5-4V4OMXS	250
10	3/8	1/4-19	9/16-18	19	8	8	21	29	14	55	6V4OMXS	250
10	3/8	3/8-19	9/16-18	22	8	10	22	33	19	70	6-6V4OMXS	250
10	3/8	1/2-14	9/16-18	27	8	12	22	39	22	92	6-8V4OMXS	250
12	1/2	3/8-19	3/4-16	22	10	10	25	33	19	104	8V4OMXS	250
12	1/2	1/2-14	3/4-16	27	10	12	25	39	22	148	8-8V4OMXS	250
14, 15, 16	5/8	1/2-14	7/8-14	27	10	12	28	39	22	165	10V4OMXS	250
14, 15, 16	5/8	3/4-14	7/8-14	36	12	16	30	44	27	235	10-12V4OMXS	250
18, 20	3/4	3/4-14	1 1/16-12	36	16	16	33	44	27	270	12V4OMXS	250
25	1	1-11	1 5/16-12	41	22	22	37	47	33	394	16V4OMXS	250
28, 30, 32	1 1/4	1 1/4-11	1 5/8-12	50	28	28	40	48	41	599	20V4OMXS	210
35, 38	1 1/2	1 1/2-11	1 7/8-12	55	33	33	45	48	48	750	24V4OMXS	140

Steel, stainless steel and brass Triple-Lok® parts are delivered with NBR elastomeric seals as standard. For more details on other seal materials see page K91.

Order codes shown are part of our current manufacturing programme.

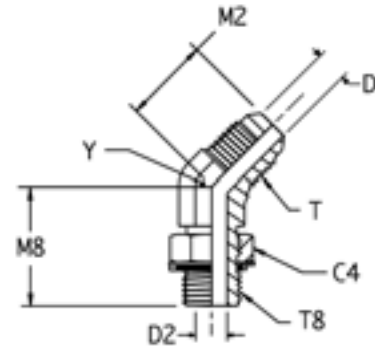
Imperial and metric parts may vary in hexagon dimensions.

$$\frac{\text{PN (bar)}}{10} = \text{PN (MPa)}$$

K

V8OMX 45° Male stud elbow

Triple-Lok® 37° Flare end / Male metric thread – O-ring + retaining ring



Tube O.D.		Thread Metric T8	Thread UN/UNF-2A T	C4 mm	D mm	D2 mm	M2 mm	M8 mm	Y mm	Weight (steel) g/1 piece	Triple-Lok® Steel	PN (bar)
mm	in.											
6	1/4	M 10×1.0	7/16-20	14	4	5	18	27	11	23	4M10V8OMXS	250
6	1/4	M 12×1.5	7/16-20	17	4	6	20	27	13	25	4M12V8OMXS	250
8	5/16	M 12×1.5	1/2-20	17	6	6	20	28	13	28	5M12V8OMXS	250
10	3/8	M 14×1.5	9/16-18	17	8	8	21	28	14	36	6M14V8OMXS	250
12	1/2	M 16×1.5	3/4-16	19	10	9	25	33	19	68	8M16V8OMXS	250
12, 15, 16	1/2	M 18×1.5	3/4-16	22	10	11	25	33	19	78	8M18V8OMXS	250
	5/8	M 22×1.5	7/8-14	27	12	14	28	38	22	119	10M22V8OMXS	250
18, 20	3/4	M 27×2.0	1 1/16-12	32	16	18	33	46	27	208	12M27V8OMXS	175
25	1	M 33×2.0	1 5/16-12	38	22	23	37	46	33	333	16M33V8OMXS	140

Steel, stainless steel and brass Triple-Lok® parts are delivered with NBR elastomeric seals as standard. For more details on other seal materials see page K91.

Order codes shown are part of our current manufacturing programme.

Imperial and metric parts may vary in hexagon dimensions.

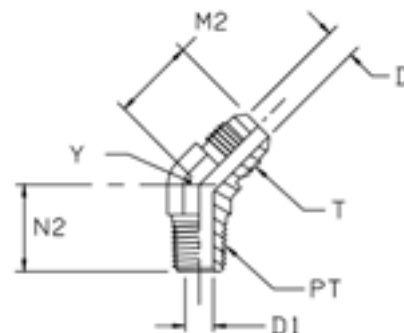
$$\frac{\text{PN (bar)}}{10} = \text{PN (MPa)}$$

VMTX 45° Male stud elbow

Triple-Lok® 37° Flare end / Male NPTF* thread (SAE 476)

SAE 070302 MS51508

*Stainless Steel = NPT to prevent galling



Tube O.D.		Thread NPT/NPTF PT	Thread UN/UNF-2A T	D mm	D1 mm	M2 mm	N2 mm	Y mm	Weight (steel) g/1 piece	Triple-Lok® Steel	Triple-Lok® Stainless Steel	Triple-Lok® Brass	PN (bar)	
mm	in.												S	SS
6	3/16	1/8-27	3/8-24	3	5	18	14	11	15	3 VTX-S	3 VTX-SS	3 VTX-B	420	350
	1/4	1/8-27	7/16-20	4	5	18	16	11	18	4 VTX-S	4 VTX-SS	4 VTX-B	420	350
	1/4	1/4-18	7/16-20	4	7	21	22	14	30	4-4 VTX-S	4-4 VTX-SS	4-4 VTX-B	420	350
	5/16	1/8-27	1/2-20	6	5	20	16	13	22	5VMTXS	5 VTX-SS	5 VTX-B	420	350
8	5/16	1/4-18	1/2-20	6	7	21	22	14	31	5-4 VTX-S	5-4 VTX-SS	5-4 VTX-B	420	350
	3/8	1/4-16	9/16-18	8	7	21	22	14	27	6 VTX-S	6 VTX-SS	6 VTX-B	420	350
10	3/8	1/8-27	9/16-18	8	5	21	17	14	23	6-2 VTX-S	6-2 VTX-SS	6-2 VTX-B	420	350
	3/8	3/8-18	9/16-18	8	10	22	24	19	52	6-6 VTX-S	6-6 VTX-SS	6-6 VTX-B	420	350
10	3/8	1/2-14	9/16-18	8	14	22	30	22	74	6-8VMTXS	6-8 VTX-SS	6-8 VTX-B	420	350
	1/2	1/4-16	3/4-16	10	7	25	24	19	62	8-4 VTX-S	8-4 VTX-SS	8-4 VTX-B	420	350
12	1/2	3/8-18	3/4-16	10	10	25	24	19	61	8 VTX-S	8 VTX-SS	8 VTX-B	420	350
	1/2	1/2-14	3/4-18	10	14	25	30	22	92	8-8 VTX-S	8-8 VTX-SS	8-8 VTX-B	420	350
	1/2	3/4-14	3/4-18	10	18	26	31	27	144	8-12 VTX-S	8-12 VTX-SS	8-12 VTX-B	280	280
14, 15, 16	5/8	1/2-14	7/8-14	12	14	28	30	22	92	10 VTX-S	10 VTX-SS	10 VTX-B	350	350
	5/8	3/8-18	7/8-14	12	10	28	25	22	94	10-6 VTX-S	10-6 VTX-SS	10-6 VTX-B	350	350
14, 15, 16	5/8	3/4-14	7/8-14	12	18	30	31	27	156	10-12VMTXS	10-12 VTX-SS		280	280
	3/4	3/4-14	1 1/16-12	16	18	33	31	27	148	12 VTX-S	12 VTX-SS	12 VTX-B	280	280
18, 20	3/4	1/2-14	1 1/16-12	16	14	36	31	27	144	12-8VMTXS	12-8 VTX-SS	12-8 VTX-B	350	350
	3/4	1-11.5	1 1/16-12	16	24	36	38	33	169	12-16 VTX-S	12-16 VTX-SS	12-16 VTX-B	210	210
22	7/8	3/4-14	1 3/16-12	18	18	35	32	33	197	14 VTX-S	14 VTX-B		280	280
25	1	1-11.5	1 5/16-12	22	24	37	38	33	239	16 VTX-S	16 VTX-SS	16 VTX-B	210	210
	1	3/4-14	1 5/16-12	22	18	37	33	33	213	16-12 VTX-S	16-12 VTX-SS	16-12 VTX-B	280	280
28, 30, 32	1 1/4	1 1/4-11.5	1 5/8-12	28	32	40	42	41	385	20VMTXS	20 VTX-SS	20 VTX-B	170	170
	1 1/2	1 1/2-11.5	1 7/8-12	33	38	45	45	48	495	24 VTX-S	24 VTX-SS	24 VTX-B	170	140

Order codes shown are part of our current manufacturing programme.

Imperial and metric parts may vary in hexagon dimensions.

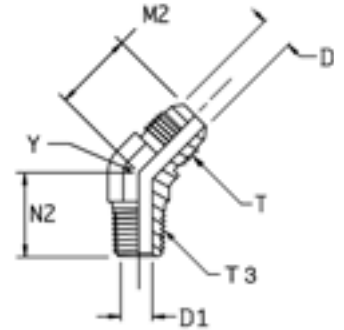
$$\frac{\text{PN (bar)}}{10} = \text{PN (MPa)}$$

Pressure ratings – PN shown, apply to Steel and Stainless Steel versions of the product.

For Brass parts reduce pressures by 35%.

V3MX 45° Male stud elbow

Triple-Lok® 37° Flare end / Male BSPT thread (ISO 7)



Tube O.D.		Thread BSPT T3	Thread UN/UNF-2A T	D mm	D1 mm	M2 mm	N2 mm	Y mm	Weight (steel) g/1 piece	Triple-Lok® Steel	PN (bar)
mm	in.										
6	1/4	1/8-27	7/16-20	4	5	18	16	11	18	4V3MXS	315
6	1/4	1/4-18	7/16-20	4	7	21	22	14	30	4-4V3MXS	315
8	5/16	1/8-27	1/2-20	6	5	20	16	13	22	5V3MXS	315
8	5/16	1/4-18	1/2-20	6	7	21	22	14	31	5-4V3MXS	315
10	3/8	1/4-16	9/16-18	8	7	21	22	14	27	6V3MXS	315
10	3/8	3/8-18	9/16-18	8	10	22	24	19	52	6-6V3MXS	315
10	3/8	1/2-14	9/16-18	8	14	22	30	22	74	6-8V3MXS	315
12	1/2	3/8-18	3/4-16	10	10	25	24	19	61	8V3MXS	315
12	1/2	1/2-14	3/4-16	10	14	25	30	22	92	8-8V3MXS	315
14, 15, 16	5/8	1/2-14	7/8-14	12	14	28	30	22	92	10V3MXS	315
18, 20	3/4	3/4-14	1 1/16-12	16	18	33	31	27	148	12V3MXS	160
25	1	1-11	1 5/16-12	22	24	37	38	33	239	16V3MXS	160
28, 30, 32	1 1/4	1 1/4-11	1 5/8-12	28	32	40	42	41	385	20V3MXS	160
35, 38	1 1/2	1 1/2-11	1 7/8-12	33	38	45	45	48	495	24V3MXS	160

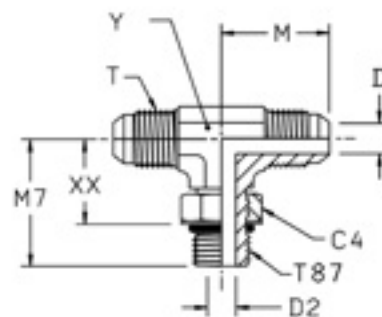
Order codes shown are part of our current manufacturing programme.

Imperial and metric parts may vary in hexagon dimensions.

$\frac{\text{PN (bar)}}{10} = \text{PN (MPa)}$

S87OMX Male stud branch tee

Triple-Lok® 37° Flare ends / Male metric thread O-ring (ISO 6149)



Tube O.D. mm	in.	Thread Metric T87	Thread UN/UNF-2A T	C4 mm	D mm	D2 mm	M mm	M7 mm	XX mm	Y mm	Weight (steel) g/1 piece	Triple-Lok® Steel	PN (bar)
6	1/4	M 10×1.0	7/16-20	14	4	5	23	27	16	11	27	4M10S87OMXS	420
8	5/16	M 12×1.5	1/2-20	17	6	6	24	31	19	13	42	5M12S87OMXS	420
10	3/8	M 14×1.5	9/16-18	19	8	8	27	34	21	14	53	6M14S87OMXS	420
12	1/2	M 16×1.5	3/4-16	22	10	9	32	38	24	19	113	8M16S87OMXS	350
12	1/2	M 18×1.5	3/4-16	24	10	11	32	38	24	19	114	8M18S87OMXS	350
14, 15,16	5/8	M 18×1.5	7/8-14	24	12	11	37	42	28	22	174	10M18S87OMXS	350
14, 15,16	5/8	M 22×1.5	7/8-14	27	12	14	37	43	29	22	175	10M22S87OMXS	350
18, 20	3/4	M 22×1.5	1 1/16-12	27	16	14	42	45	32	27	295	12M22S87OMXS	350
18, 20	3/4	M 27×2.0	1 1/16-12	32	16	18	42	48	33	27	304	12M27S87OMXS	350
25	1	M 27×2.0	1 5/16-12	32	22	18	46	53	36	33	491	16M27S87OMXS	280
25	1	M 33×2.0	1 5/16-12	41	22	23	46	53	38	33	530	16M33S87OMXS	280

Steel, stainless steel and brass Triple-Lok® parts are delivered with NBR elastomeric seals as standard. For more details on other seal materials see page K91.

Order codes shown are part of our current manufacturing programme.

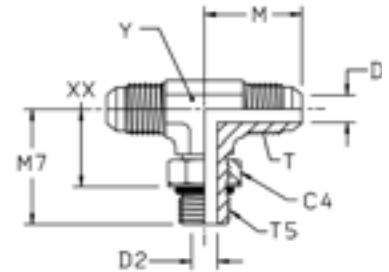
Imperial and metric parts may vary in hexagon dimensions.

$$\frac{\text{PN (bar)}}{10} = \text{PN (MPa)}$$



S50MX Male stud branch tee

Triple-Lok® 37° Flare ends / Male UNF thread O-ring (ISO 11926)
SAE 070429 MS51529



Tube O.D.		Thread UN/UNF-2A T5	Thread UN/UNF-2A T	C4 mm	D mm	D2 mm	M mm	M7 mm	XX mm	Y mm	Weight (steel) g/1 piece	Triple-Lok® Steel	Triple-Lok® Stainless Steel	PN (bar)	
mm	in.													S	SS
6	1/4	7/16-20	7/16-20	14	4	5	23	26	16	11	46	4S50MXS	4 S50X-SS	420	350
8	5/16	1/2-20	1/2-20	16	6	6	25	29	18	14	66	5 S50X-S	5 S50X-SS	420	350
10	3/8	9/16-18	9/16-18	17	8	8	27	32	21	14	76	6S50MXS	6 S50X-SS	420	350
12	1/2	3/4-16	3/4-16	22	10	10	32	37	24	19	150	8S50MXS	8 S50X-SS	420	350
14, 15, 16	5/8	7/8-14	7/8-14	27	12	13	37	43	29	22	224	10S50MXS	10 S50X-SS	350	350
18, 20	3/4	1 1/16-12	1 1/16-12	32	16	16	42	49	33	27	367	12 S50X-S	12 S50X-SS	350	350
25	1	1 5/16-12	1 5/16-12	38	22	22	46	52	36	33	506	16 S50X-S	16 S50X-SS	280	280
28, 30, 32	1 1/4	1 5/8-12	1 5/8-12	48	28	28	52	57	41	42	1053	20 S50X-S	20 S50X-SS	280	280
35, 38	1 1/2	1 7/8-12	1 7/8-12	55	34	34	59	61	44	48	1296	24 S50X-S		210	—
	2	2 1/2-12	2 1/2-12	70	45	45	78	73	57	66	2000	32 S50X-S		140	—

Steel, stainless steel and brass Triple-Lok® parts are delivered with NBR elastomeric seals as standard. For more details on other seal materials see page K91.

Order codes shown are part of our current manufacturing programme.

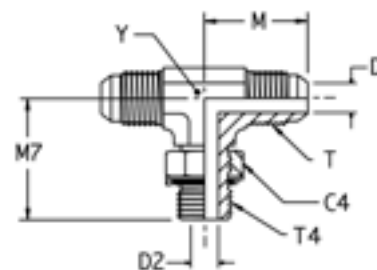
Imperial and metric parts may vary in hexagon dimensions.

$$\frac{\text{PN (bar)}}{10} = \text{PN (MPa)}$$

Pressure ratings – PN shown, apply to Steel and Stainless Steel versions of the product.

S4OMX Male stud branch tee

Triple-Lok® 37° Flare end / Adjustable BSPP thread O-ring + retaining ring (ISO 1179)



Tube O.D.		Thread BSPP T4	Thread UN/UNF-2A T	C4 mm	D mm	D2 mm	M mm	M7 mm	Y mm	Weight (steel) g/1 piece	Triple-Lok® Steel	Triple-Lok® Stainless Steel	PN (bar)	
mm	in.												S	SS
6	1/4	1/8-28	7/16-20	14	4	4	23	27	11	47	4S4OMXS	4S4OMXSS	250	250
10	3/8	1/4-19	9/16-18	19	8	8	27	32	14	78	6S4OMXS	6S4OMXSS	250	200
12	1/2	3/8-19	3/4-16	22	10	10	32	37	19	154	8S4OMXS	8S4OMXSS	250	200
12	1/2	1/2-14	3/4-16	27	10	12	34	44	22	186	8-8-8S4OMXS	8-8-8S4OMXSS	250	200
14, 15, 16	5/8	1/2-14	7/8-14	27	12	12	37	43	22	231	10S4OMXS	10S4OMXSS	250	200
18, 20	3/4	3/4-14	1 1/16-12	36	16	16	42	50	27	379	12S4OMXS	12S4OMXSS	250	200
25	1	1-11	1 5/16-12	41	22	22	46	52	33	569	16S4OMXS	16S4OMXSS	250	200
28, 30, 32	1 1/4	1 1/4-11	1 5/8-12	50	28	28	52	57	41	1075	20S4OMXS	20S4OMXSS	210	160

Steel, stainless steel and brass Triple-Lok® parts are delivered with NBR elastomeric seals as standard. For more details on other seal materials see page K91.

Order codes shown are part of our current manufacturing programme.

Imperial and metric parts may vary in hexagon dimensions.

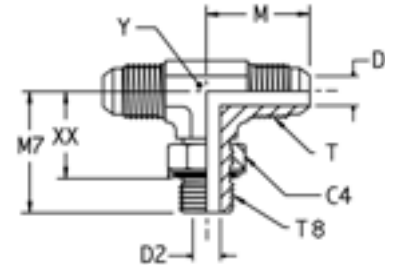
$$\frac{\text{PN (bar)}}{10} = \text{PN (MPa)}$$

Pressure ratings – PN shown, apply to Steel and Stainless Steel versions of the product.



S8OMX Male stud branch tee

Triple-Lok® 37° Flare ends / Male metric thread – O-ring + retaining ring



Tube O.D. mm	Tube O.D. in.	Thread Metric T8	Thread UN/UNF-2A T	C4 mm	D mm	D2 mm	M mm	M7 mm	XX mm	Y mm	Weight (steel) g/1 piece	Triple-Lok® Steel	PN (bar)
6	1/4	M 10×1.0	7/16-20	14	4	5	23	27	19	11	27	4M10S8OMXS	250
8	5/16	M 12×1.5	1/2-20	17	6	6	24	31	21	13	42	5M12S8OMXS	250
10	3/8	M 14×1.5	9/16-18	17	8	8	27	34	24	14	53	6M14S8OMXS	250
12	1/2	M 16×1.5	3/4-16	19	10	9	32	38	28	19	95	8M16S8OMXS	250
12	1/2	M 18×1.5	3/4-16	22	10	11	32	38	27	19	114	8M18S8OMXS	250
14, 15, 16	5/8	M 22×1.5	7/8-14	27	12	14	37	43	31	22	175	10M22S8OMXS	250
18, 20	3/4	M 27×2.0	1 1/16-12	32	16	18	42	50	36	27	304	12M27S8OMXS	175
25	1	M 33×2.0	1 5/16-12	38	22	23	46	53	39	33	491	16M33S8OMXS	140

Steel, stainless steel and brass Triple-Lok® parts are delivered with NBR elastomeric seals as standard. For more details on other seal materials see page K91.

Order codes shown are part of our current manufacturing programme.

Imperial and metric parts may vary in hexagon dimensions.

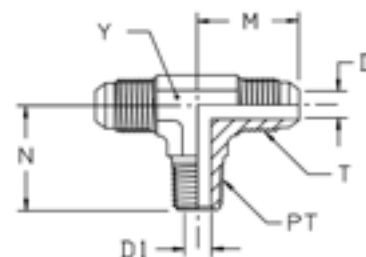
$\frac{\text{PN (bar)}}{10} = \text{PN (MPa)}$

SMTX Male stud branch tee

Triple-Lok® 37° Flare ends / Male NPTF* thread (SAE 476)

SAE 070425 MS51512

*Stainless Steel = NPT to prevent galling



Tube O.D.		Thread NPT/NPTF PT	Thread UN/UNF-2A T	D mm	D1 mm	M mm	N mm	Y mm	Weight (steel) g/1 piece	Triple-Lok® Steel	Triple-Lok® Stainless Steel	Triple-Lok® Brass	PN (bar)	
mm	in.												S	SS
6	3/16	1/8-27	3/8-24	3	5	21	18	11	25	3 STX-S	3 STX-SS	3 STX-B	420	350
	1/4	1/8-27	7/16-20	4	5	23	20	11	31	4 STX-S	4 STX-SS	4 STX-B	420	350
6	1/4	1/4-18	7/16-20	4	7	27	28	14	49	4-4-4 STX-S	4-4-4 STX-SS	4-4-4 STX-B	420	350
8	5/16	1/8-27	1/2-20	6	5	24	20	14	37	5 STX-S	5 STX-SS	5 STX-B	420	350
10	3/8	1/4-16	9/16-18	8	7	27	28	14	57	6SMTXS	6 STX-SS	6 STX-B	420	350
10	3/8	3/8-18	9/16-18	8	10	29	31	19	77	6-6-6 STX-S	6-6-6 STX-SS	6-6-6 STX-B	420	350
12	1/2	3/8-18	3/4-16	10	10	32	31	19	113	8 STX-S	8 STX-SS	8 STX-B	420	350
12	1/2	1/2-14	3/4-16	10	14	34	37	22	164	8-8-8 STX-S	8-8-8 STX-SS	8-8-8 STX-B	420	350
14, 15, 16	5/8	1/2-14	7/8-14	12	14	37	37	22	173	10 STX-S	10 STX-SS	10 STX-B	350	350
18, 20	3/4	3/4-14	1 1/16-12	16	18	42	40	27	272	12 STX-S	12 STX-SS	12 STX-B	280	280
22	7/8	3/4-14	1 3/16-12	18	18	46	43	33	323	14 STX-S			280	—
25	1	1-11.5	1 5/16-12	21	24	46	50	33	413	16 STX-S	16 STX-SS	16 STX-B	210	210
28, 30, 32	1 1/4	1 1/4-11.5	1 5/8-12	27	32	52	61	41	681	20 STX-S	20 STX-SS	20 STX-B	170	170
	2	1 1/2-11.5	1 7/8-12	33	38	34	67	48	905	24 STX-S	24 STX-SS	24 STX-B	170	170

Order codes shown are part of our current manufacturing programme.

Imperial and metric parts may vary in hexagon dimensions.

$$\frac{\text{PN (bar)}}{10} = \text{PN (MPa)}$$

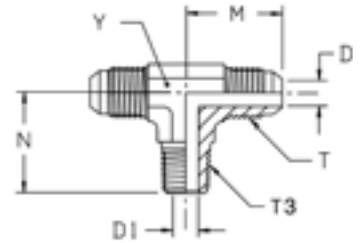
Pressure ratings – PN shown, apply to Steel and Stainless Steel versions of the product.

For Brass parts reduce pressures by 35 %.



S3MX Male stud branch tee

Triple-Lok® 37° Flare ends / Male BSPT thread (ISO 7)



Tube O.D. mm	in.	Thread BSPT T3	Thread UN/UNF-2A T	D mm	D1 mm	M mm	N mm	Y mm	Weight (steel) g/1 piece	Triple-Lok® Steel	Triple-Lok® Stainless Steel	PN (bar)	
												S	SS
6	1/4	1/8-28	7/16-20	4	5	23	20	11	30	4S3MXS	4S3MXSS	315	315
10	3/8	1/4-19	9/16-18	8	7	27	28	14	55	6S3MXS	6S3MXSS	315	315
12	1/2	3/8-19	3/4-16	10	10	32	31	19	111	8S3MXS	8S3MXSS	315	315
14, 15, 16	5/8	1/2-14	7/8-14	12	14	37	37	22	169	10S3MXS	10S3MXSS	315	315
18, 20	3/4	3/4-14	1 1/16-12	16	18	42	40	27	267	12S3MXS	12S3MXSS	160	160
25	1	1-11	1 5/16-12	22	24	46	50	33	407	16S3MXS	16S3MXSS	160	160

Order codes shown are part of our current manufacturing programme.

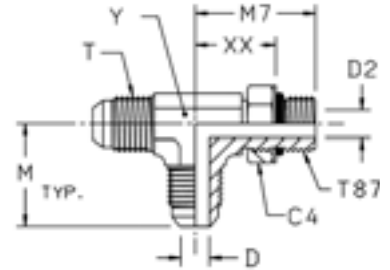
Imperial and metric parts may vary in hexagon dimensions.

$$\frac{\text{PN (bar)}}{10} = \text{PN (MPa)}$$

Pressure ratings – PN shown, apply to Steel and Stainless Steel versions of the product.

R87OMX Male stud run tee

Triple-Lok® 37° Flare ends / Male metric thread – O-ring (ISO 6149)



Tube O.D. mm	Tube O.D. in.	Thread Metric T87	Thread UN/UNF-2A T	C4 mm	D mm	D2 mm	M mm	M7 mm	XX mm	Y mm	Weight (steel) g/1 piece	Triple-Lok® Steel	PN (bar)
6	1/4	M 10×1.0	7/16-20	14	4	5	23	27	16	11	27	4M10R87OMXS	420
10	3/8	M 14×1.5	9/16-18	19	8	8	27	34	21	14	53	6M14R87OMXS	420
10	3/8	M 18×1.5	9/16-18	24	8	11	29	38	24	19	90	6M18R87OMXS	350
12	1/2	M 16×1.5	3/4-16	22	10	9	32	38	24	19	113	8M16R87OMXS	350
12	1/2	M 18×1.5	3/4-16	24	10	11	32	37	24	19	114	8M18R87OMXS	350
14, 15, 16	5/8	M 18×1.5	7/8-14	24	12	11	37	42	29	22	174	10M18R87OMXS	350
14, 15, 16	5/8	M 22×1.5	7/8-14	27	12	14	37	43	29	22	175	10M22R87OMXS	350
18, 20	3/4	M 22×1.5	1 1/16-12	27	16	14	42	45	32	27	295	12M22R87OMXS	350
18, 20	3/4	M 27×2.0	1 1/16-12	32	16	18	42	51	33	27	315	12M27R87OMXS	350
25	1	M 33×2.0	1 5/16-12	41	22	23	46	53	40	33	495	16M33R87OMXS	280

Steel, stainless steel and brass Triple-Lok® parts are delivered with NBR elastomeric seals as standard. For more details on other seal materials see page K91.

Order codes shown are part of our current manufacturing programme.

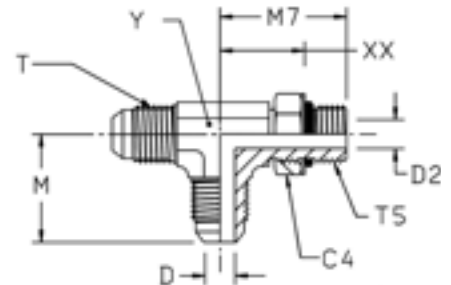
Imperial and metric parts may vary in hexagon dimensions.

$$\frac{\text{PN (bar)}}{10} = \text{PN (MPa)}$$

K

R5OMX Male stud run tee

Triple-Lok® 37° Flare ends / Male UNF thread O-ring (ISO 11926)
SAE 070428 MS51530



Tube O.D.		Thread UN/UNF-2A T5	Thread UN/UNF-2A T	C4 mm	D mm	D2 mm	M mm	M7 mm	XX mm	Y mm	Weight (steel) g/1 piece	Triple-Lok® Steel	Triple-Lok® Stainless Steel	PN (bar)	
mm	in.													S	SS
6	1/4	7/16-20	7/16-20	14	4	4	23	26	16	11	46	4 R5OX-S	4 R5OX-SS	420	350
8	5/16	1/2-20	1/2-20	16	6	6	25	29	18	14	66	5 R5OX-S	5 R5OX-SS	420	350
10	3/8	9/16-18	9/16-18	17	8	8	27	32	21	14	76	6R5OMXS	6 R5OX-SS	420	350
12	1/2	3/4-16	3/4-16	22	10	10	32	37	24	19	151	8R5OMXS	8 R5OX-SS	420	350
14, 15, 16	5/8	7/8-14	7/8-14	25	12	12	37	43	29	22	226	10 R5OX-S	10 R5OX-SS	350	350
18, 20	3/4	1 1/16-12	1 1/16-12	32	16	16	42	49	33	27	372	12 R5OX-S	12 R5OX-SS	350	350
25	1	1 5/16-12	1 5/16-12	38	22	22	46	52	36	33	557	16 R5OX-S	16 R5OX-SS	280	280
28, 30, 32	1 1/4	1 5/8-12	1 5/8-12	48	28	28	52	57	41	41	1053	20 R5OX-S	20 R5OX-SS	280	280
35, 38	1 1/2	1 7/8-12	1 7/8-12	54	33	33	59	61	44	48	1296	24 R5OX-S	24 R5OX-SS	210	210
	2	2 1/2-12	2 1/2-12	70	45	45	78	73	57	66	2000	32 R5OX-S	32 R5OX-SS	140	140

Steel, stainless steel and brass Triple-Lok® parts are delivered with NBR elastomeric seals as standard. For more details on other seal materials see page K91.

Order codes shown are part of our current manufacturing programme.

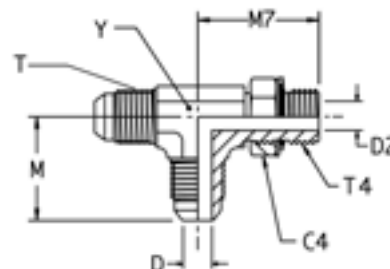
Imperial and metric parts may vary in hexagon dimensions.

$$\frac{\text{PN (bar)}}{10} = \text{PN (MPa)}$$

Pressure ratings – PN shown, apply to Steel and Stainless Steel versions of the product.

R4OMX Male stud run tee

Triple-Lok® 37° Flare end / Adjustable BSPP thread O-ring + retaining ring (ISO 1179)



Tube O.D.		Thread BSPP T4	Thread UN/UNF-2A T	C4 mm	D mm	D2 mm	M mm	M7 mm	Y mm	Weight (steel) g/1 piece	Triple-Lok® Steel	Triple-Lok® Stainless Steel	PN (bar)	
mm	in.												S	SS
6	1/4	1/8-28	7/16-20	14	4	4	23	27	11	47	4R4OMXS	4R4OMXSS	250	200
10	3/8	1/4-19	9/16-18	19	8	8	27	32	14	78	6R4OMXS	6R4OMXSS	250	200
12	1/2	3/8-19	3/4-16	22	10	10	32	37	19	154	8R4OMXS	8R4OMXSS	250	200
14, 15, 16	5/8	1/2-14	7/8-14	27	12	12	37	43	22	231	10R4OMXS	10R4OMXSS	250	200
18, 20	3/4	3/4-14	1 1/16-12	36	16	16	42	50	27	379	12R4OMXS	12R4OMXSS	250	200
25	1	1-11	1 5/16-12	41	22	22	46	52	33	569	16R4OMXS	16R4OMXSS	250	200
28, 30, 32	1 1/4	1 1/4-11	1 5/8-12	50	28	28	52	57	41	1075	20R4OMXS	20R4OMXSS	210	160

Steel, stainless steel and brass Triple-Lok® parts are delivered with NBR elastomeric seals as standard. For more details on other seal materials see page K91.

Order codes shown are part of our current manufacturing programme.

Imperial and metric parts may vary in hexagon dimensions.

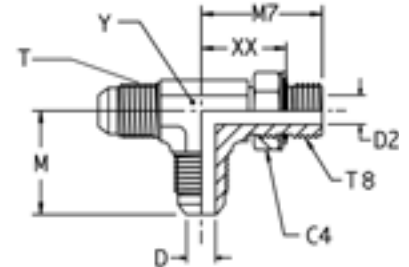
$$\frac{\text{PN (bar)}}{10} = \text{PN (MPa)}$$

Pressure ratings – PN shown, apply to Steel and Stainless Steel versions of the product.



R8OMX Male stud run tee

Triple-Lok® 37° Flare ends / Male metric thread – O-ring + retaining ring



Tube O.D.		Thread Metric T87	Thread UN/UNF-2A T	C4 mm	D mm	D2 mm	M mm	M7 mm	XX mm	Y mm	Weight (steel) g/1 piece	Triple-Lok® Steel	PN (bar)
mm	in.												
6	1/4	M 10×1.0	7/16-20	14	4	5	23	27	19	11	27	4M10R8OMXS	250
8	5/16	M 12×1.5	1/2-20	17	6	6	24	31	21	13	42	5M12R8OMXS	250
10	3/8	M 14×1.5	9/16-18	17	8	8	27	34	24	14	53	6M14R8OMXS	250
12	1/2	M 16×1.5	3/4-16	19	10	9	32	38	28	19	95	8M16R8OMXS	250
12	1/2	M 18×1.5	3/4-16	22	10	10	32	38	27	19	114	8M18R8OMXS	250
14, 15, 16	5/8	M 22×1.5	7/8-14	27	12	14	37	43	31	22	175	10M22R8OMXS	250
18, 20	3/4	M 27×2.0	1 1/16-12	32	16	18	42	50	36	27	304	12M27R8OMXS	175
25	1	M 33×2.0	1 5/16-12	38	22	23	46	53	39	33	491	16M33R8OMXS	140

Steel, stainless steel and brass Triple-Lok® parts are delivered with NBR elastomeric seals as standard. For more details on other seal materials see page K91.

Order codes shown are part of our current manufacturing programme.

Imperial and metric parts may vary in hexagon dimensions.

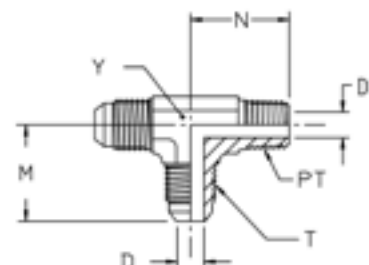
$\frac{\text{PN (bar)}}{10} = \text{PN (MPa)}$

RMTX Male stud run tee

Triple-Lok® 37° Flare ends / Male NPTF* thread (SAE 476)

SAE 070424 MS51511

*Stainless Steel = NPT to prevent galling



Tube O.D.		Thread NPT/NPTF PT	Thread UN/UNF-2A T	D mm	D1 mm	M mm	N mm	Y mm	Weight (steel) g/1 piece	Triple-Lok® Steel	Triple-Lok® Stainless Steel	Triple-Lok® Brass	PN (bar)	
mm	in.												S	SS
6	3/16	1/8-27	3/8-24	3	5	21	18	11	25	3 RTX-S	3 RTX-SS		420	350
	1/4	1/8-27	7/16-20	4	5	23	20	11	31	4 RTX-S	4 RTX-SS	4 RTX-B	420	350
	1/4	1/4-18	7/16-20	4	7	27	28	14	49	4-4-4 RTX-S	4-4-4 RTX-SS	4-4-4 RTX-B	420	350
	5/16	1/8-27	1/2-20	6	5	25	21	14	37	5 RTX-S	5 RTX-SS	5 RTX-B	420	350
10	3/8	1/4-16	9/16-18	8	7	27	28	14	57	6 RTX-S	6 RTX-SS	6 RTX-B	420	350
10	3/8	3/8-18	9/16-18	8	10	29	31	19	77	6-6-6 RTX-S	6-6-6 RTX-SS	6-6-6 RTX-B	420	350
12	1/2	3/8-18	3/4-16	10	10	32	31	19	109	8 RTX-S	8 RTX-SS	8 RTX-B	420	350
12	1/2	1/2-14	3/4-16	10	14	34	37	22	163	8-8-8RMTXS	8-8-8 RTX-SS	8-8-8 RTX-B	420	350
14, 15, 16	5/8	1/2-14	7/8-14	12	14	37	37	22	172	10 RTX-S	10 RTX-SS	10 RTX-B	350	350
18, 20	3/4	3/4-14	1 1/16-12	16	18	42	40	27	268	12 RTX-S	12 RTX-SS	12 RTX-B	280	280
22	7/8	3/4-14	1 3/16-12	18	18	46	43	33	323	14 RTX-S			280	—
25	1	1-11.5	1 5/16-12	21	24	46	50	33	413	16 RTX-S	16 RTX-SS	16 RTX-B	210	210
28, 30, 32	1 1/4	1 1/4-11.5	1 5/8-12	27	32	52	61	41	681	20 RTX-S	20 RTX-SS	20 RTX-B	170	170
35, 38	1 1/2	1 1/2-11.5	1 7/8-12	33	38	59	67	48	905	24 RTX-S	24 RTX-SS		170	140

Order codes shown are part of our current manufacturing programme.

Imperial and metric parts may vary in hexagon dimensions.

$$\frac{\text{PN (bar)}}{10} = \text{PN (MPa)}$$

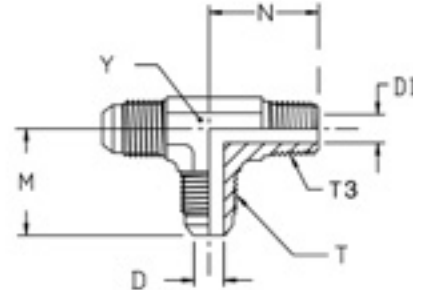
Pressure ratings – PN shown, apply to Steel and Stainless Steel versions of the product.

For Brass parts reduce pressures by 35 %.



R3MX Male stud run tee

Triple-Lok® 37° Flare ends / Male BSPT thread (ISO 7)



Tube O.D.		Thread BSPT T3	Thread UN/UNF-2A T	D mm	D1 mm	M mm	N mm	Y mm	Weight (steel) g/1 piece	Triple-Lok® Steel	Triple-Lok® Stainless Steel	PN (bar)	
mm	in.											S	SS
6	1/4	1/8-28	7/16-20	4	5	23	20	11	30	4R3MXS	4R3MXSS	315	315
8	5/16	1/8-28	1/2-20	6	5	24	20	13	36	5R3MXS	5R3MXSS	315	315
10	3/8	1/4-19	9/16-18	8	7	27	28	14	55	6R3MXS	6R3MXSS	315	315
12	1/2	3/8-19	3/4-16	10	10	32	31	19	107	8R3MXS	8R3MXSS	315	315
14, 15, 16	5/8	1/2-14	7/8-14	12	14	37	37	22	170	10R3MXS	10R3MXSS	315	315

Order codes shown are part of our current manufacturing programme.

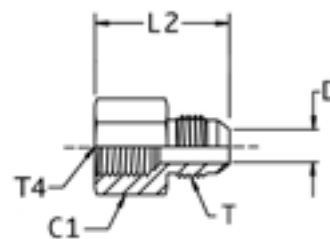
Imperial and metric parts may vary in hexagon dimensions.

$$\frac{\text{PN (bar)}}{10} = \text{PN (MPa)}$$

Pressure ratings – PN shown, apply to Steel and Stainless Steel versions of the product.

G4MX Female connector

Triple-Lok® 37° Flare end / Female BSPP thread (ISO 1179-1)



Tube O.D. mm	in.	Thread BSPP T4	Thread UN/UNF-2A T	C1 mm	D mm	L2 mm	Weight (steel) g/1 piece	Triple-Lok® Steel	Triple-Lok® Stainless Steel	PN (bar)	
										S	SS
6	1/4	1/8-28	7/16-20	17	4	30	15	4G4MXS	4G4MXSS	315	315
6	1/4	1/4-19	7/16-20	19	4	35	42	4-4G4MXS	4-4G4MXSS	400	350
8	5/16	1/8-28	1/2-20	17	6	30	22	5G4MXS	5G4MXSS	315	315
8	5/16	1/4-19	1/2-20	19	6	35	40	5-4G4MXS	5-4G4MXSS	400	350
10	3/8	1/4-19	9/16-18	19	8	36	40	6G4MXS	6G4MXSS	400	350
10	3/8	3/8-19	9/16-18	22	8	37	50	6-6G4MXS	6-6G4MXSS	350	350
12	1/2	3/8-19	3/4-16	22	10	40	64	8G4MXS	8G4MXSS	350	350
12	1/2	1/2-14	3/4-16	30	10	46	116	8-8G4MXS	8-8G4MXSS	400	350
14, 15, 16	5/8	1/2-14	7/8-14	30	12	48	121	10G4MXS	10G4MXSS	350	350
18, 20	3/4	3/4-14	1 1/16-12	36	16	52	188	12G4MXS	12G4MXSS	315	315
25	1	1 1/11	1 5/16-12	46	22	60	340	16G4MXS	16G4MXSS	280	280
28, 30, 32	1 1/4	1 1/4-11	1 5/8-12	50	28	63	438	20G4MXS	20G4MXSS	210	210
35, 38	1 1/2	1 1/2-11	1 7/8-12	55	33	67	526	24G4MXS	24G4MXSS	140	140

Order codes shown are part of our current manufacturing programme.

Imperial and metric parts may vary in hexagon dimensions.

$$\frac{\text{PN (bar)}}{10} = \text{PN (MPa)}$$

Pressure ratings – PN shown, apply to Steel and Stainless Steel versions of the product.

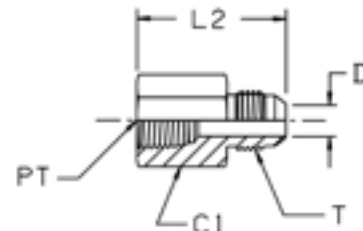


GMTX Female connector

Triple-Lok® 37° Flare end / Female NPTF* thread (SAE J476)

SAE 070103 MS51503

*Stainless Steel = NPT to prevent galling



Tube O.D. mm	Tube O.D. in.	Thread NPT/NPTF PT	Thread UN/UNF-2A T	C1 mm	D mm	L2 mm	Weight (steel) g/1 piece	Triple-Lok® Steel	Triple-Lok® Stainless Steel	PN (bar)	
										S	SS
6	1/4	1/8-27	7/16-20	14	4	30	42	4 GTX-S	4GMTXSS	420	350
6	1/4	1/4-18	7/16-20	19	4	36	40	4-4GMTXS	4-4GMTXSS	420	350
6	1/4	3/8-18	7/16-20	22	5	37	40	4-6 GTX-S	4-6GMTXSS	420	350
6	1/4	1/2-14	7/16-20	29	5	37	42	4-8 GTX-S	4-8GMTXSS	350	350
8	5/16	1/8-27	1/2-20	14	6	30	40	5 GTX-S	5GMTXSS	420	350
8	5/16	1/4-18	1/2-20	19	6	35	42	5-4 GTX-S	5-4GMTXSS	420	350
10	3/8	1/4-18	9/16-18	19	8	36	40	6GMTXS	6GMTXSS	420	350
10	3/8	3/8-18	9/16-18	22	8	37	62	6-6 GTX-S	6-6GMTXSS	420	350
10	3/8	1/2-14	9/16-18	29	8	45	90	6-8 GTX-S	6-8GMTXSS	350	350
12	1/2	3/8-18	3/4-16	22	10	40	45	8 GTX-S	8GMTXSS	420	350
12	1/2	1/4-18	3/4-16	21	10	36	80	8-4 GTX-S	8-4GMTXSS	420	350
12	1/2	1/2-14	3/4-16	29	10	46	116	8-8 GTX-S	8-8GMTXSS	350	350
12	1/2	3/4-14	3/4-16	35	10	48	150	8-12 GTX-S	8-12GMTXSS	280	280
14, 15,16	5/8	1/2-14	7/8-14	29	12	48	121	10 GTX-S	10GMTXSS	350	350
14, 15,16	5/8	3/4-14	7/8-14	35	13	51	182	10-12 GTX-S	10-12GMTXSS	280	280
18, 20	3/4	3/4-14	1 1/16-12	35	16	52	188	12 GTX-S	12GMTXSS	280	280
18, 20	3/4	1/2-14	1 1/16-12	29	16	49	133	12-8 GTX-S	12-8GMTXSS	350	350
22	7/8	3/4-14	1 3/16-12	35	18	52	201	14 GTX-S	14GMTXSS	210	210
25	1	1-11.5	1 5/16-12	41	22	59	280	16 GTX-S	16GMTXSS	210	210
28, 30, 32	1 1/4	1 1/4-11.5	1 5/8-12	51	27	63	408	20 GTX-S	20GMTXSS	170	170
35, 38	1 1/2	1 1/2-11.5	1 7/8-12	60	33	67	370	24 GTX-S	24GMTXSS	140	140
	2	2-11.5	2 1/2-12	73	44	75	1262	32 GTX-S	32GMTXSS	140	—

Order codes shown are part of our current manufacturing programme.

Imperial and metric parts may vary in hexagon dimensions.

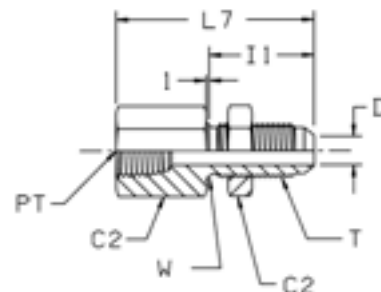
$$\frac{\text{PN (bar)}}{10} = \text{PN (MPa)}$$

Pressure ratings – PN shown, apply to Steel and Stainless Steel versions of the product.

WGMTX Female bulkhead connector

Triple-Lok® 37° Flare end / Female NPTF* thread (SAE J476)

*Stainless Steel = NPT to prevent galling



Tube O.D.		Thread NPT/NPTF PT	Thread UN/UNF-2A T	C2 mm	D mm	I1 mm	L7 mm	W mm	Weight (steel) g/1 piece	Triple-Lok® Steel	Triple-Lok® Stainless Steel	PN (bar)	
mm	in.											S	SS
6	1/4	1/8-27	7/16-20	17	4	31	47	11	42	4 WGTX-WLN-S	4WGMTXWLNMS	420	350
6	1/4	1/4-18	7/16-20	19	4	34	54	11	62	4-4 WGTX-WLN-S	4-4WGMTXWLNMS	420	350
10	3/8	1/4-18	9/16-18	21	8	33	52	14	72	6 WGTX-WLN-S	6WGMTXWLNMS	420	350
12	1/2	3/8-18	3/4-16	25	10	37	59	19	117	8 WGTX-WLN-S	8WGMTXWLNMS	420	350
14, 15, 16	5/8	1/2-14	7/8-14	29	12	40	68	22	179	10 WGTX-WLN-S	10WGMTXWLNMS	350	350
18, 20	3/4	3/4-14	1 1/16-12	35	16	45	74	27	284	12 WGTX-WLN-S	12WGMTXWLNMS	280	280
25	1	1-11.5	1 5/16-12	41	21	45	79	33	415	16 WGTX-WLN-S	16WGMTXWLNMS	210	210

Order codes shown are part of our current manufacturing programme.

Imperial and metric parts may vary in hexagon dimensions.

For the version without the locknut remove "WLN" (e.g. 10 WGTX)

$$\frac{\text{PN (bar)}}{10} = \text{PN (MPa)}$$

Pressure ratings – PN shown, apply to Steel and Stainless Steel versions of the product.



Maximum bulkhead wallthickness

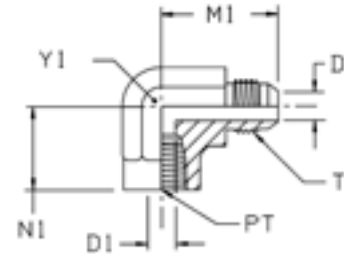
Size	Tube O.D.		Straight bulkhead union Max. thickness mm	Shape bulkhead union Max. thickness mm
	inch	metric		
4	1/4	6	8.4	5.3
5	5/16	8	8.4	5.3
6	3/8	10	10.7	7.1
8	1/2	12	11.2	8.4
10	5/8	14-16	10.9	8.1
12	3/4	18-20	11.2	8.6
14	7/8		10.4	7.9
16	1	22-25	9.9	7.4
20	1 1/4	28-32	10.2	7.4
24	1 1/2	35-38	7.1	—
32	2		7.1	—

DMTX Female elbow connector

Triple-Lok® 37° Flare end / Female NPTF* thread (SAE J476)

SAE 070203 MS51506

*Stainless Steel = NPT to prevent galling



Tube O.D.		Thread NPT/NPTF PT	Thread UN/UNF-2A T	D mm	D1 mm	M1 mm	N1 mm	Y1 mm	Weight (steel) g/1 piece	Triple-Lok® Steel	Triple-Lok® Stainless Steel	Triple-Lok® Brass	PN (bar)	
mm	in.												S	SS
6	1/4	1/8-27	7/16-20	4	8	27	17	14	33	4 DTX-S	4 DTX-SS	4 DTX-B	350	350
6	1/4	1/4-18	7/16-20	4	11	31	22	19	70	4-4 DTX-S	4-4 DTX-SS	4-4 DTX-B	350	350
8	5/16	1/8-27	1/2-20	6	8	27	17	14	33	5 DTX-S	5 DTX-SS	5 DTX-B	350	350
8	5/16	1/4-18	1/2-20	6	11	29	22	19	67	5-4 DTX-S	5-4 DTX-SS	5-4 DTX-B	350	350
10	3/8	1/4-18	9/16-18	8	11	31	22	19	67	6 DTX-S	6 DTX-SS	6 DTX-B	350	350
10	3/8	1/8-27	9/16-18	8	8	31	17	14	39	6-2 DTX-S	6-2 DTX-SS	6-2 DTX-B	350	350
10	3/8	3/8-18	9/16-18	8	14	33	26	22	103	6-6 DTX-S	6-6 DTX-SS	6-6 DTX-B	310	310
12	1/2	3/8-18	3/4-16	10	14	36	26	22	115	8 DTX-S	8 DTX-SS	8 DTX-B	310	310
12	1/2	1/4-18	3/4-16	10	11	36	26	19	190	8-4 DTX-S	8-4 DTX-SS	8-4 DTX-B	350	350
12	1/2	1/2-14	3/4-16	10	18	39	31	27	178	8-8 DMTXS	8-8 DTX-SS	8-8 DTX-B	210	210
14, 15, 16	5/8	1/2-14	7/8-14	12	18	42	31	27	180	10 DTX-S	10 DTX-SS	10 DTX-B	210	210
18, 20	3/4	3/4-14	1 1/16-12	16	23	48	35	33	315	12 DMTXS	12 DTX-SS	12 DTX-B	210	210
18, 20	3/4	1/2-14	1 1/16-12	16	18	48	34	27	175	12-8 DTX-S	12-8 DTX-SS	12-8 DTX-B	210	210
22	7/8	3/4-14	1 3/16-12	18	23	47	36	33	285	14 DTX-S	14 DTX-SS		125	125
25	1	1-11.5	1 5/16-12	21	29	55	41	41	506	16 DTX-S	16 DTX-SS	16 DTX-B	125	125
28, 30, 32	1 1/4	1 1/4-11.5	1 5/8-12	27	37	59	43	48	619	20 DTX-S	20 DTX-SS	20 DTX-B	100	100
35, 38	1 1/2	1 1/2-11.5	1 7/8-12	33	43	73	53	64	1725	24 DTX-S	24 DTX-SS		100	100

Order codes shown are part of our current manufacturing programme.

Imperial and metric parts may vary in hexagon dimensions.

$$\frac{\text{PN (bar)}}{10} = \text{PN (MPa)}$$

Pressure ratings – PN shown, apply to Steel and Stainless Steel versions of the product.

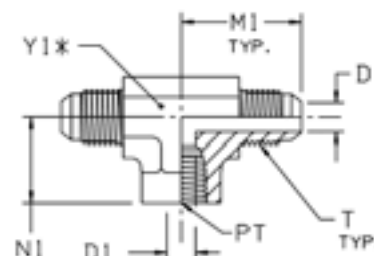
For Brass parts reduce pressures by 35 %.

OTX Female branch tee

Triple-Lok® 37° Flare ends / Female NPTF* thread (SAE J476)

SAE 070427 MS51513

*Stainless Steel = NPT to prevent galling



Tube O.D.		Thread NPT/NPTF PT	Thread UN/UNF-2A T	D mm	D1 mm	M1 mm	N1 mm	Y1 mm	Weight (steel) g/1 piece	Triple-Lok® Steel	Triple-Lok® Stainless Steel	Triple-Lok® Brass	PN (bar)	
mm	in.												S	SS
6	1/4	1/8-27	7/16-20	4	8	27	17	14	53	4 OTX-S	4 OTX-SS	4 OTX-B	350	350
6	1/4	1/4-18	7/16-20	4	11	29	22	19	90	4-4-4 OTX-S	4-4-4 OTX-SS	4-4-4 OTX-B	350	350
8	5/16	1/8-27	1/2-20	6	8	27	17	14	53	5 OTX-S	5 OTX-SS	5 OTX-B	350	350
10	3/8	1/4-18	9/16-18	8	11	32	22	19	98	6 OTX-S	6 OTX-SS	6 OTX-B	350	350
12	1/2	3/8-18	3/4-16	10	14	36	26	22	145	8 OTX-S	8 OTX-SS	8 OTX-B	310	310
14, 15, 16	5/8	1/2-14	7/8-14	12	18	42	32	27	240	10 OTX-S	10 OTX-SS	10 OTX-B	210	210
18, 20	3/4	3/4-14	1 1/16-12	16	23	48	35	33	390	12 OTX-S	12 OTX-SS	12 OTX-B	210	210
25	1	1-11.5	1 5/16-12	21	29	55	41	41	745	16 OTX-S	16 OTX-SS	16 OTX-B	125	125
28, 30, 32	1 1/4	1 1/4-11.5	1 5/8-12	27	37	59	43	48	930	20 OTX-S	20 OTX-SS		100	100
35, 38	1 1/2	1 1/2-11.5	1 7/8-12	33	43	73	53	64	2255	24 OTX-S	24 OTX-SS		100	100

Order codes shown are part of our current manufacturing programme.

Imperial and metric parts may vary in hexagon dimensions.

$$\frac{\text{PN (bar)}}{10} = \text{PN (MPa)}$$

Pressure ratings – PN shown, apply to Steel and Stainless Steel versions of the product.

For Brass parts reduce pressures by 35%.

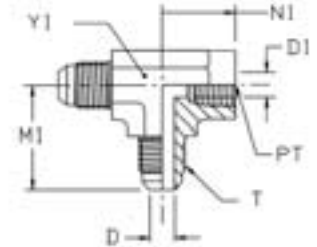


MTX Female run tee

Triple-Lok® 37° Flare ends / Female NPTF* thread (SAE J476)

SAE 070426 MS51514

*Stainless Steel = NPT to prevent galling



Tube O.D.		Thread NPT/NPTF PT	Thread UN/UNF-2A T	D mm	D1 mm	M1 mm	N1 mm	Y1 mm	Weight (steel) g/1 piece	Triple-Lok® Steel	Triple-Lok® Stainless Steel	Triple-Lok® Brass	PN (bar)	
mm	in.												S	SS
6	1/4	1/8-27	7/16-20	4	8	27	17	14	45	4 MTX-S	4 MTX-SS	4 MTX-B	350	350
6	1/4	1/4-18	7/16-20	4	11	29	22	19	10	4-4-4 MTX-S	4-4-4 MTX-SS	4-4-4 MTX-B	350	350
10	3/8	1/4-18	9/16-18	8	11	32	22	19	88	6 MTX-S	6 MTX-SS	6 MTX-B	350	350
12	1/2	3/8-18	3/4-16	10	14	36	26	22	125	8 MTX-S	8 MTX-SS	8 MTX-B	310	310
14, 15, 16	5/8	1/2-14	7/8-14	12	18	42	32	27	210	10 MTX-S	10 MTX-SS	10 MTX-B	210	210
18, 20	3/4	3/4-14	1 1/16-12	16	23	48	35	33	280	12 MTX-S	12 MTX-SS	12 MTX-B	210	210
22	7/8	3/4-14	1 3/16-12	18	23	47	36	33	446	14 MTX-S			210	—
25	1	1-11.5	1 5/16-12	21	29	55	41	41	620	16 MTX-S	16 MTX-SS		125	125
28, 30, 32	1 1/4	1 1/4-11.5	1 5/8-12	27	37	59	43	48	805	20 MTX-S	20 MTX-SS		100	100

Order codes shown are part of our current manufacturing programme.

Imperial and metric parts may vary in hexagon dimensions.

$\frac{\text{PN (bar)}}{10} = \text{PN (MPa)}$

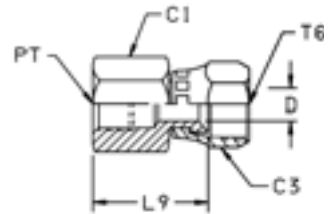
Pressure ratings – PN shown, apply to Steel and Stainless Steel versions of the product.

For Brass parts reduce pressures by 35%.

G6X Swivel connector

Triple-Lok® 37° Flare female swivel end / Female NPTF* thread (SAE J476)

*Stainless Steel = NPT to prevent galling



Tube O.D.		Thread NPT/NPTF PT	Thread UN/UNF-2B T6	C1 mm	C3 mm	D mm	L9 mm	Weight (steel) g/1 piece	Triple-Lok® Steel	Triple-Lok® Stainless Steel	PN (bar)	
mm	in.										S	SS
6	1/4	1/8-27	7/16-20	14	14	5	23	29	4 G6X-S	4 G6X-SS	420	420
6	1/4	1/4-18	7/16-20	19	14	5	27	33	4-4 G6X-S	4-4 G6X-SS	420	420
10	3/8	1/4-18	9/16-18	19	17	8	27	38	6 G6X-S	6 G6X-SS	350	350
10	3/8	3/8-18	9/16-18	22	17	7	30	45	6-6 G6X-S	6-6 G6X-SS	350	350
12	1/2	3/8-18	3/4-16	22	22	10	31	47	8 G6X-S	8 G6X-SS	350	350
12	1/2	1/2-14	3/4-16	29	22	10	38	99	8-8 G6X-S	8-8 G6X-SS	350	350
14, 15, 16	5/8	1/2-14	7/8-14	29	25	12	37	99	10 G6X-S	10 G6X-SS	350	350
18, 20	3/4	3/4-14	1 1/16-12	35	32	16	38	147	12 G6X-S	12 G6X-SS	280	280
25	1	1-11.5	1 5/16-12	41	38	21	47	248	16 G6X-S	16 G6X-SS	210	210
28, 30, 32	1 1/4	1 1/4-11.5	1 5/8-12	50	50	28	55	370	20 G6X-S	20 G6X-SS	170	170
35, 38	1 1/2	1 1/2-11.5	1 7/8-12	60	58	34	57	510	24 G6X-S	24 G6X-SS	140	140

Order codes shown are part of our current manufacturing programme.

Imperial and metric parts may vary in hexagon dimensions.

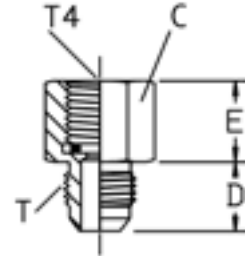
$$\frac{\text{PN (bar)}}{10} = \text{PN (MPa)}$$

Pressure ratings – PN shown, apply to Steel and Stainless Steel versions of the product.

K

G4MXMO Pressure gauge connector

Triple-Lok® 37° Flare end / Female BSPP gauge thread (ISO 1179-1)



Tube O.D.		Thread BSPP T4	Thread UN/UNF-2A T	D mm	E mm	C mm	Weight (steel) g/1 piece	Triple-Lok® Steel	Triple-Lok® Stainless Steel	PN (bar)	
mm	in.									S	SS
6	1/4	1/4-19	7/16-20	14	17	17	86	4-4G4MXSMO	4-4G4MXSSMO	350	350
6	1/4	1/2-14	7/16-20	14	27	27	246	4-8G4MXSMO	4-8G4MXSSMO	315	315
8	5/16	1/4-19	1/2-20	14	14	17	49	5-4G4MXSMO	5-4G4MXSSMO	350	350
8	5/16	1/2-14	1/2-20	14	27	27	246	5-8G4MXSMO	5-8G4MXSSMO	315	315
10	3/8	1/4-19	9/16-18	14	14	17	49	6G4MXSMO	6G4MXSSMO	350	350
10	3/8	1/2-14	9/16-18	14	21	27	239	6-8G4MXSMO	6-8G4MXSSMO	315	315
12	1/2	1/4-19	3/4-16	17	14	19	74	8-4G4MXSMO	8-4G4MXSSMO	400	350
12	1/2	1/2-14	3/4-16	17	21	27	263	8-8G4MXSMO	8-8G4MXSSMO	315	315

This part requires a copper washer. For more details on other seal materials see page K91.

Order codes shown are part of our current manufacturing programme.

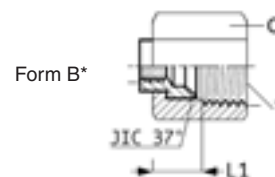
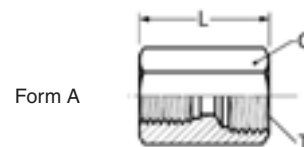
Imperial and metric parts may vary in hexagon dimensions.

$$\frac{\text{PN (bar)}}{10} = \text{PN (MPa)}$$

Pressure ratings – PN shown, apply to Steel and Stainless Steel versions of the product.

TT4MX Test point connector

Triple-Lok® 37° Flare female end / Female BSPP thread (ISO 1179-1)
for EMA3 test point



* Form B has to be assembled with a nut
BMTX / BTX (not delivered).

Tube O.D. T		Thread BSPP	Thread UN/UNF-2B T	Form	L mm	L1 mm	C mm	Weight (steel) g/1 piece	Triple-Lok® Steel	Triple-Lok® Stainless Steel	PN (bar)	
mm	in.										S	SS
6	1/4	1/4-19	7/16-20	A	29	–	19	42	4TT4MXS	4TT4MXSS	400	350
8	5/16	1/4-19	1/2-20	A	29	–	19	46	5TT4MXS	5TT4MXSS	400	350
10	3/8	1/4-19	9/16-18	A	29	–	19	43	6TT4MXS	6TT4MXSS	400	350
12	1/2	1/4-19	3/4-16	A	32	–	22	62	8TT4MXS	8TT4MXSS	400	350
14, 15, 16	5/8	1/4-19	7/8-14	A	32	–	27	102	10TT4MXS	10TT4MXSS	350	350
18, 20	3/4	1/4-19	1 1/16-12	B	–	13	32	42	12TT4XS	12TT4XSS	350	350
25	1	1/4-19	1 5/16-12	B	–	13	41	56	16TT4XS	16TT4XSS	280	280
28, 30, 32	1 1/4	1/4-19	1 5/8-12	B	–	15	50	98	20TT4XS	20TT4XSS	280	210
35, 38	1 1/2	1/4-19	1 7/8-12	B	–	18	60	185	24TT4XS	24TT4XSS	210	210

Order codes shown are part of our current manufacturing programme.

Imperial and metric parts may vary in hexagon dimensions.

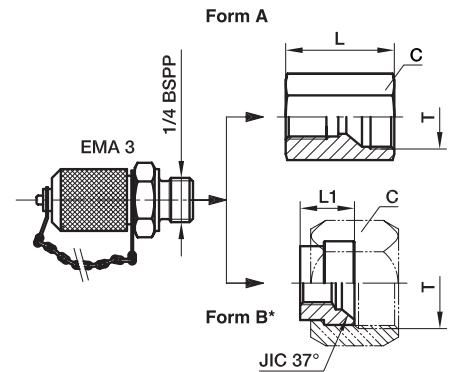
$$\frac{\text{PN (bar)}}{10} = \text{PN (MPa)}$$

Pressure ratings – PN shown, apply to Steel and Stainless Steel versions of the product.



TTP4MX Test point connection

Triple-Lok® 37° Flare female end / EMA3 test point



* Form B versions delivered complete with BMTXS nut.

Tube O.D. T		Thread BSPP	Thread UN/UNF-2B T	Form	L mm	L1 mm	C mm	Weight (steel) g/1 piece	Triple-Lok® Steel	PN (bar)
mm	in.									
6	1/4	1/4-19	7/16-20	A	29	–	19	132	4TTP4MXS	400
8	5/16	1/4-19	1/2-20	A	29	–	19	136	5TTP4MXS	400
10	3/8	1/4-19	9/16-18	A	29	–	19	133	6TTP4MXS	400
12	1/2	1/4-19	3/4-16	A	32	–	22	152	8TTP4MXS	400
14, 15, 16	5/8	1/4-19	7/8-14	A	32	–	27	192	10TTP4MXS	350
18, 20	3/4	1/4-19	1 1/16-12	B	–	13	32	132	12TTP4XS	350
25	1	1/4-19	1 5/16-12	B	–	13	41	146	16TTP4XS	280
28, 30, 32	1 1/4	1/4-19	1 5/8-12	B	–	15	50	188	20TTP4XS	280
35, 38	1 1/2	1/4-19	1 7/8-12	B	–	18	60	275	24TTP4XS	210

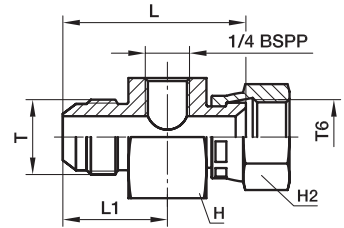
Order codes shown are part of our current manufacturing programme.

Imperial and metric parts may vary in hexagon dimensions.

$\frac{\text{PN (bar)}}{10} = \text{PN (MPa)}$

R6O4MX Test point connector

Male / Female swivel Triple-Lok® 37° flare end / Female BSPP thread (ISO 1179-1)



Tube O.D. T		Thread UN/UNF-2A T	Thread UN/UNF-2B T6	L	L1	H	H2	Weight (steel) g/1 piece	Triple-Lok® Steel	PN (bar)
mm	in.			mm	mm	mm	mm			
6	1/4	7/16-20	7/16-20	45	26	36	16	180	4-4R6O4MXS	500
8	5/16	1/2-20	1/2-20	46	26	36	17	200	5-4R6O4MXS	420
10	3/8	9/16-18	9/16-18	47	26	36	19	210	6-4R6O4MXS	350
12	1/2	3/4-16	3/4-16	50	28	36	22	218	8-4R6O4MXS	350
14, 15, 16	5/8	7/8-14	7/8-14	54	31	36	27	247	10-4R6O4MXS	350
18, 20	3/4	1 1/16-12	1 1/16-12	56	34	41	32	326	12-4R6O4MXS	350
25	1	1 5/16-12	1 5/16-12	60	35	46	38	416	16-4R6O4MXS	250
28, 30, 32	1 1/4	1 5/8-12	1 5/8-12	64	36	50	50	601	20-4R6O4MXS	250
35, 38	1 1/2	1 7/8-12	1 7/8-12	69	39	60	60	905	24-4R6O4MXS	170

Order codes shown are part of our current manufacturing programme.

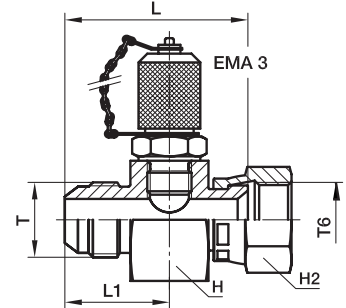
Imperial and metric parts may vary in hexagon dimensions.

$\frac{\text{PN (bar)}}{10} = \text{PN (MPa)}$

K

R6P4MX Test point connector

Male / Female swivel Triple-Lok® 37° flare end / EMA3 test point



Tube O.D. T		Thread UN/UNF-2A T	Thread UN/UNF-2B T6	L	L1	H	H2	Weight (steel) g/1 piece	Triple-Lok® Steel	PN (bar)
mm	in.			mm	mm	mm	mm			
6	1/4	7/16-20	7/16-20	45	26	36	16	270	4-4R6P4MXS	500
8	5/16	1/2-20	1/2-20	46	26	36	17	290	5-4R6P4MXS	420
10	3/8	9/16-18	9/16-18	47	26	36	19	300	6-4R6P4MXS	350
12	1/2	3/4-16	3/4-16	50	28	36	22	308	8-4R6P4MXS	350
14, 15, 16	5/8	7/8-14	7/8-14	54	31	36	27	337	10-4R6P4MXS	350
18, 20	3/4	1 1/16-12	1 1/16-12	56	34	41	32	416	12-4R6P4MXS	350
25	1	1 5/16-12	1 5/16-12	60	35	46	38	506	16-4R6P4MXS	250
28, 30, 32	1 1/4	1 5/8-12	1 5/8-12	64	36	50	50	691	20-4R6P4MXS	250
35, 38	1 1/2	1 7/8-12	1 7/8-12	69	39	60	60	995	24-4R6P4MXS	170

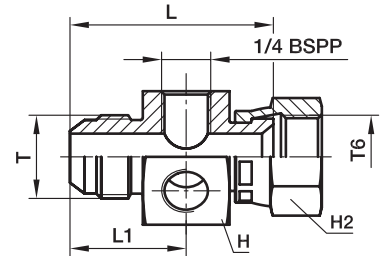
Order codes shown are part of our current manufacturing programme.

Imperial and metric parts may vary in hexagon dimensions.

$\frac{\text{PN (bar)}}{10} = \text{PN (MPa)}$

K6004MX Test point connector

Male / Female swivel Triple-Lok® 37° flare end / 2 BSPP female threads



Tube O.D. T		Thread UN/UNF-2A T	Thread UN/UNF-2B T6	L	L1	H	H2	Weight (steel) g/1 piece	Triple-Lok® Steel	PN (bar)
mm	in.			mm	mm	mm	mm			
6	1/4	7/16-20	7/16-20	45	26	36	16	170	4-4K6004MXS	500
8	5/16	1/2-20	1/2-20	46	26	36	17	190	5-4K6004MXS	420
10	3/8	9/16-18	9/16-18	47	26	36	19	200	6-4K6004MXS	350
12	1/2	3/4-16	3/4-16	50	28	36	22	208	8-4K6004MXS	350
14, 15, 16	5/8	7/8-14	7/8-14	54	31	36	27	237	10-4K6004MXS	350
18, 20	3/4	1 1/16-12	1 1/16-12	56	34	41	32	316	12-4K6004MXS	350
25	1	1 5/16-12	1 5/16-12	60	35	46	38	406	16-4K6004MXS	250

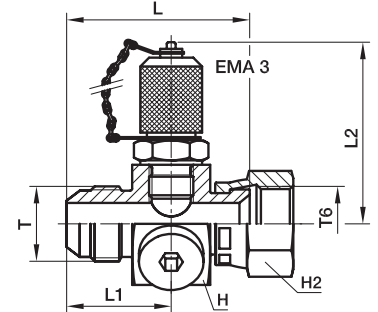
Order codes shown are part of our current manufacturing programme.

Imperial and metric parts may vary in hexagon dimensions.

$$\frac{\text{PN (bar)}}{10} = \text{PN (MPa)}$$

K6PP4MX Test point connector

Male / female swivel Triple-Lok® 37° flare end / EMA3 test point & blanking plug



Tube O.D. T		Thread UN/UNF-2A T	Thread UN/UNF-2B T6	L	L1	L2	H	H2	Weight (steel) g/1 piece	Triple-Lok® Steel	PN (bar)
mm	in.			mm	mm	mm	mm	mm			
6	1/4	7/16-20	7/16-20	45	26	54	36	16	270	4-4K6PP4MXS	500
8	5/16	1/2-20	1/2-20	46	26	54	36	17	290	5-4K6PP4MXS	420
10	3/8	9/16-18	9/16-18	47	26	54	36	19	300	6-4K6PP4MXS	350
12	1/2	3/4-16	3/4-16	50	28	54	36	22	308	8-4K6PP4MXS	350
14, 15, 16	5/8	7/8-14	7/8-14	54	31	54	36	27	337	10-4K6PP4MXS	350
18, 20	3/4	1 1/16-12	1 1/16-12	56	34	54	41	32	416	12-4K6PP4MXS	350
25	1	1 5/16-12	1 5/16-12	60	35	54	46	38	506	16-4K6PP4MXS	250

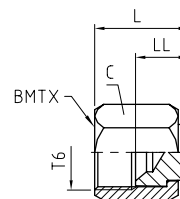
Order codes shown are part of our current manufacturing programme.

Imperial and metric parts may vary in hexagon dimensions.

$$\frac{\text{PN (bar)}}{10} = \text{PN (MPa)}$$

FNMTX Cap

Triple-Lok® 37° Flare female swivel cap end
SAE 070112 MS51532



Tube O.D. mm	in.	Thread UN/UNF-2B T6	C mm	LL mm	L mm	Weight (steel) g/1 piece	Triple-Lok® Steel	Triple-Lok® Stainless Steel	Triple-Lok® Brass	PN (bar)	
										S	SS
6	1/8	5/16-24	10	10	15	10	2 FNTX-S			500	—
	3/16	3/8-24	11	10	17	11	3 FNTX-S			500	—
	1/4	7/16-20	14	9	17	14	4FNMTXS	4FNMTXSS	4 FNTX-B	500	350
	5/16	1/2-20	17	10	20	19	5FNMTXS	5FNMTXSS	5 FNTX-B	420	350
8	3/8	9/16-18	19	12	21	31	6FNMTXS	6FNMTXSS	6 FNTX-B	420	350
14, 15, 16	1/2	3/4-16	22	14	24	45	8FNMTXS	8FNMTXSS	8 FNTX-B	420	350
	5/8	7/8-14	27	14	27	75	10FNMTXS	10FNMTXSS	10 FNTX-B	350	350
	3/4	1 1/16-12	32	17	32	114	12FNMTXS	12FNMTXSS	12 FNTX-B	350	350
	7/8	1 3/16-12	35	16	32	133	14 FNTX-S	14FNMTXSS	14 FNTX-B	310	280
	1	1 5/16-12	41	16	33	200	16FNMTXS	16FNMTXSS	16 FNTX-B	310	280
28, 30, 32	1 1/4	1 5/8-12	50	19	35	272	20FNMTXS	20FNMTXSS	20 FNTX-B	280	210
	1 1/2	1 7/8-12	60	24	43	553	24FNMTXS	24FNMTXSS	24 FNTX-B	210	140
	2	2 1/2-12	73	28	51	930	32 FNTX-S			140	—

Order codes shown are part of our current manufacturing programme.

Imperial and metric parts may vary in hexagon dimensions.

$$\frac{\text{PN (bar)}}{10} = \text{PN (MPa)}$$

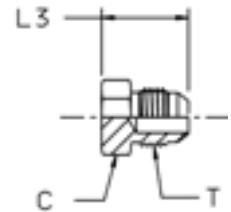
Pressure ratings – PN shown, apply to Steel and Stainless Steel versions of the product.

For Brass parts reduce pressures by 35 %.



PNMTX Plug

Triple-Lok® 37° Flare end plug
SAE 070109 MS51518



Tube O.D. mm	in.	Thread UN/UNF-2A T	C mm	L3 mm	Weight (steel) g/1 piece	Triple-Lok® Steel	Triple-Lok® Stainless Steel	PN (bar)	
								S	SS
6	1/8	5/16-24	11	18	9	2 PNTX-S		500	—
	3/16	3/8-24	11	19	10	3 PNTX-S		500	—
	1/4	7/16-20	13	20	10	4PNMTXS		500	350
	5/16	1/2-20	14	20	14	5PNMTXS		420	350
8	3/8	9/16-18	17	21	19	6PNMTXS	420	350	
14, 15, 16	1/2	3/4-16	19	24	39	8PNMTXS		420	350
	5/8	7/8-14	24	28	60	10PNMTXS		350	350
	3/4	1 1/16-12	27	33	93	12PNMTXS		350	350
	7/8	1 3/16-12	32	33	95	14 PNTX-S		280	280
	1	1 5/16-12	36	34	98	16 PNTX-S		280	280
28, 30, 32	1 1/4	1 5/8-12	46	37	269	20 PNTX-S		280	210
	1 1/2	1 7/8-12	51	42	360	24 PNTX-S		210	140
	2	2 1/2-12	67	52	470	32 PNTX-S		140	—

Order codes shown are part of our current manufacturing programme.

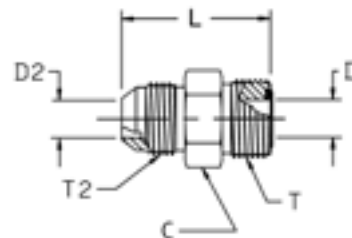
Imperial and metric parts may vary in hexagon dimensions.

$$\frac{\text{PN (bar)}}{10} = \text{PN (MPa)}$$

Pressure ratings – PN shown, apply to Steel and Stainless Steel versions of the product.

XHMLO Conversion union

Triple-Lok® 37° Flare End / O-Lok ORFS end



Tube O.D. T2/T		Thread UN/UNF-2A T2	Thread UN/UNF-2A T	D mm	D2 mm	L mm	C mm	Weight (steel) g/1 piece	Triple-Lok® Steel	Triple-Lok® Stainless Steel	PN (bar)	
mm	in.										S	SS
6	1/4	7/16-20	9/16-18	5	5	32	16	29	4 XHLO-S	4XHMLOSS	500	350
8, 10	5/16, 3/8	9/16-18	11/16-16	7	7	34	19	45	6 XHLO-S	6XHMLOSS	420	350
12	1/2	3/4-16	13/16-16	10	10	39	22	70	8 XHLO-S	8XHMLOSS	420	350
14, 15, 16	5/8	7/8-14	1-14	13	13	47	27	119	10 XHLO-S	10XHMLOSS	350	350
18, 20	3/4	1 1/16-12	1 3/16-12	16	16	52	32	181	12 XHLO-S	12XHMLOSS	350	350
22, 25	1	1 5/16-12	1 7/16-12	21	21	55	38	265	16 XHLO-S	16XHMLOSS	280	280
28, 30, 32	1 1/4	1 5/8-12	1 11/16-12	26	26	58	45	383	20 XHLO-S	20XHMLOSS	280	210
35, 38	1 1/2	1 7/8-12	2-12	32	32	63	54	562	24 XHLO-S	24XHMLOSS	210	140

Steel, stainless steel and brass Triple-Lok® parts are delivered with NBR elastomeric seals as standard. For more details on other seal materials see page K91.

Order codes shown are part of our current manufacturing programme.

Imperial and metric parts may vary in hexagon dimensions.

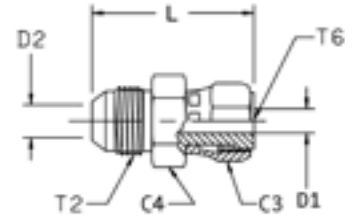
$\frac{\text{PN (bar)}}{10} = \text{PN (MPa)}$

Pressure ratings – PN shown, apply to Steel and Stainless Steel versions of the product.



XHML6 Conversion swivel nut connector

Triple-Lok® 37° Flare end / O-Lok ORFS female swivel end



Tube O.D. T2/T6		Thread UN/UNF-2A T2	Thread UN/UNF-2B T6	C3 mm	D1 mm	D2 mm	L mm	C4 mm	Weight (steel) g/1 piece	Triple-Lok® Steel	Triple-Lok® Stainless Steel	PN (bar)	
mm	in.											S	SS
6	1/4	7/16-20	9/16-18	17	4	4	38	16	29	4 XHL6-S	4XHML6SS	500	350
8, 10	5/16, 3/8	9/16-18	11/16-16	21	7	7	41	19	46	6 XHL6-S	6XHML6SS	420	350
12	1/2	3/4-16	13/16-16	24	9	9	48	22	73	8 XHL6-S	8XHML6SS	420	350
14, 15, 16	5/8	7/8-14	1-14	29	12	12	56	27	126	10 XHL6-S	10XHML6SS	350	350
18, 20	3/4	1 1/16-12	1 3/16-12	35	14	14	64	32	205	12 XHL6-S	12XHML6SS	350	350
22, 25	1	1 5/16-12	1 7/16-12	41	20	20	68	38	285	16 XHL6-S	16XHML6SS	280	280
28, 30, 32	1 1/4	1 5/8-12	1 11/16-12	48	26	26	71	43	360	20 XHL6-S	20XHML6SS	280	280

Order codes shown are part of our current manufacturing programme.

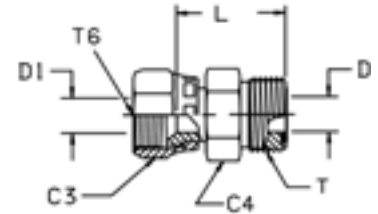
Imperial and metric parts may vary in hexagon dimensions.

$$\frac{\text{PN (bar)}}{10} = \text{PN (MPa)}$$

Pressure ratings – PN shown, apply to Steel and Stainless Steel versions of the product.

LOHMX6 Conversion swivel nut connector

Triple-Lok® 37° Flare female swivel end / O-Lok ORFS end



Tube O.D. T6/T		Thread UN/UNF-2B T6	Thread UN/UNF-2A T	C3	D	D1	C4	L	Weight (steel) g/1 piece	Triple-Lok® Steel	Triple-Lok® Stainless Steel	PN (bar)	
mm	in.			mm	mm	mm	mm	mm				S	SS
6	1/4	7/16-20	9/16-18	14	5	5	16	26	26	4 LOHX6-S	4LOHMX6SS	500	350
8, 10	5/16, 3/8	9/16-18	11/16-16	18	7	7	19	29	40	6 LOHX6-S	6LOHMX6SS	350	350
12	1/2	3/4-16	13/16-16	22	10	10	22	34	63	8 LOHX6-S	8LOHMX6SS	350	350
14, 15, 16	5/8	7/8-14	1-14	25	13	13	27	39	103	10 LOHX6-S	10LOHMX6SS	350	350
18, 20	3/4	1 1/16-12	1 3/16-12	32	16	16	32	41	162	12 LOHX6-S	12LOHMX6SS	350	350
22, 25	1	1 5/16-12	1 7/16-12	38	21	21	38	46	229	16 LOHX6-S	16LOHMX6SS	250	250

Steel, stainless steel and brass Triple-Lok® parts are delivered with NBR elastomeric seals as standard. For more details on other seal materials see page K91.

Order codes shown are part of our current manufacturing programme.

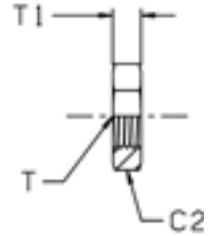
Imperial and metric parts may vary in hexagon dimensions.

$$\frac{\text{PN (bar)}}{10} = \text{PN (MPa)}$$

Pressure ratings – PN shown, apply to Steel and Stainless Steel versions of the product.

WLNM Bulkhead locknut

Bulkhead fitting locknut
SAE 080118 MS51860



Thread UN/UNF-2B T	C2 mm	T1 mm	Weight (steel) g/1 piece	Triple-Lok® Steel	Triple-Lok® Stainless Steel	Triple-Lok® Brass
3/8-24	17	6	9	3 WLN-S		
7/16-20	17	7	9	4WLNMS	4WLNMS	4WLNMB
1/2-20	19	7	9	5WLNMS	5WLNMS	5WLNMB
9/16-18	22	7	11	6WLNMS	6WLNMS	6WLNMB
3/4-16	24	8	18	8WLNMS	8WLNMS	8WLNMB
7/8-14	30	9	24	10WLNMS	10WLNMS	10WLNMB
1 1/16-12	36	10	42	12WLNMS	12WLNMS	12WLNMB
1 3/16-12	38	10	45	14 WLN-S	14WLNMS	14WLNMB
1 5/16-12	41	10	49	16WLNMS	16WLNMS	16WLNMB
1 5/8-12	50	10	50	20WLNMS	20WLNMS	20WLNMB
1 7/8-12	55	10	68	24WLNMS	24WLNMS	24WLNMB
2 1/2-12	70	10	80	32 WLN-S		

Order codes shown are part of our current manufacturing programme.

Imperial and metric parts may vary in hexagon dimensions.

Spare parts guide – Triple-Lok® retaining rings and seals

BSPP male threads – ISO 1179

BSPP Thread	ED seal Order code		O-ring order code*		O-ring ID × section mm	Retainer ring Order code Steel	Retainer ring Order code Stainless Steel	Copper washer Order code
	NBR	FKM	NBR	FKM				
1/8	ED10X1X	ED10X1VITX	6-002-N552-9	6-002-V894-9	8.00 × 2.00	8207-1/8	8207SS1/8	–
1/4	ED14X1.5X	ED14X1.5VITX	2-111-N552-9	2-111-V894-9	10.77 × 2.62	8207-1/4	8207SS1/4A	M25180
3/8	ED3/8X	ED3/8VITX	2-113-N552-9	2-113-V894-9	13.94 × 2.62	8207-3/8	8207SS3/8A	–
1/2	ED1/2X	ED1/2VITX	5-256-N552-9	5-256-V894-9	17.96 × 2.62	8207-1/2	8207SS1/2	M25182
3/4	ED26X1.5X	ED26X1.5VITX	2-119-N552-9	2-119-V894-9	23.47 × 2.62	8207-3/4	8207SS3/4	–
1	ED33X2X	ED33X2VITX	2-217-N552-9	2-217-V894-9	29.74 × 3.53	8207-1	8207SS1A	–
1 1/4	ED42X2X	ED42X2VITX	2-222-N552-9	2-222-V894-9	37.69 × 3.53	8207-1-1/4	8207SS1 1/4	–
1 1/2	ED48X2X	ED48X2VITX	2-224-N552-9	2-224-V894-9	44.04 × 3.53	8207-1-1/2	8207SS1 1/2	–

Typical fittings using these parts: F42EDMX / F4OMX / C4OMX / V4OMX etc.

* Must be used with correct retainer ring

Metric male threads – ISO 9974

Metric Thread	ED seal order code		O-ring Order code*		O-ring ID × section mm	Retainer ring Order code Steel	Retainer ring Order code Stainless Steel
	NBR	FKM	NBR	FKM			
M 10×1.0	ED10X1X	ED10X1VITX	6-074-N552-9	6-074-V894-9	8.00 × 1.50	M10RR	RRM10X1SS
M 12×1.5	ED12X1.5X	ED12x1.5VITX	2-012-N552-9	2-012-V894-9	9.25 × 1.78	M12RR	RRM12X1.5SS
M 14×1.5	ED14X1.5X	ED14X1.5VITX	2-013-N552-9	2-013-V894-9	10.82 × 1.78	M14RR	RRM14X1.5SS
M 16×1.5	ED16X1.5X	ED16X1.5VITX	3-907-N552-9	3-907-V894-9	13.46 × 2.08	M16RR	RRM16X1.5SS
M 18×1.5	ED18X1.5X	ED18X1.5VITX	2-114-N552-9	2-114-V894-9	15.54 × 2.62	M18RR	RRM18X1.5SS
M 22×2.0	ED22X1.5X	ED22X1.5VITX	2-018-N552-9	2-018-V894-9	18.77 × 1.78	M22RR	RRM22X1.5SS
M 27×2.0	ED26X1.5X**	ED26X1.5VITX	2-119-N552-9	2-119-V894-9	23.47 × 2.62	M27RR	RRM27X2SS
M 33×2.0	ED33X2X	ED33X2VITX	2-122-N552-9	2-122-V894-9	28.24 × 2.62	M33RR	RRM33X2SS
M 42×2.0	ED42X2X	ED42X2VITX	2-128-N552-9	2-128-V894-9	37.77 × 2.62	M42RR	RRM42X2SS
M 48×2.0	ED48X2X	ED48X2VITX	2-132-N552-9	2-132-V894-9	44.12 × 2.62	M48RR	RRM48X2SS

Typical fittings using these parts: F82EDMX / F8OMX / C8OMX / V8OMX etc.

* Must be used with correct retainer ring

** Same seal used for M 26×1.5 and M 27×2.0 Threads

UN / UNF male threads – ISO 11926

UN / UNF Thread	Dash size	O-ring Order code		O-Ring ID × section (mm)
		NBR	FKM	
5/16-24	2	3-902-N552-9	3-902-V894-9	6.07 × 1.63
3/8-24	3	3-903-N552-9	3-903-V894-9	7.65 × 1.63
7/16-20	4	3-904-N552-9	3-904-V894-9	8.92 × 1.83
1/2-20	5	3-905-N552-9	3-905-V894-9	10.52 × 1.83
9/16-18	6	3-906-N552-9	3-906-V894-9	11.89 × 1.98
3/4-16	8	3-908-N552-9	3-908-V894-9	16.36 × 2.21
7/8-14	10	3-910-N552-9	3-910-V894-9	19.18 × 2.46
1 1/16-12	12	3-912-N552-9	3-912-V894-9	23.47 × 2.95
1 3/16-12	14	3-914-N552-9	3-914-V894-9	26.59 × 2.95
1 5/16-12	16	3-916-N552-9	3-916-V894-9	29.74 × 2.95
1 5/8-12	20	3-920-N552-9	3-920-V894-9	37.47 × 3.00
1 7/8-12	24	3-924-N552-9	3-924-V894-9	43.69 × 3.00
2 1/2-12	32	3-932-N552-9	3-932-V894-9	59.36 × 3.00

Typical fittings using these parts: F5OMX / C5OMX / R5OMX etc.

Metric male threads – ISO 6149

Metric Thread	O-ring Order code		O-Ring ID × section (mm)
	NBR	FKM	
M 10×1.0	6-345-N552-9	6-345-V894-9	8.20 × 1.50
M 12×1.5	6-346-N552-9	6-346-V894-9	9.40 × 2.10
M 14×1.5	6-347-N552-9	6-347-V894-9	11.40 × 2.10
M 16×1.5	6-348-N552-9	6-348-V894-9	13.40 × 2.10
M 18×1.5	6-349-N552-9	6-349-V894-9	15.40 × 2.10
M 22×1.5	6-350-N552-9	6-350-V894-9	19.40 × 2.10
M 27×2.0	6-351-N552-9	6-351-V894-9	23.70 × 2.80
M 33×2.0	6-352-N552-9	6-352-V894-9	29.70 × 2.80
M 42×2.0	6-353-N552-9	6-353-V894-9	38.70 × 2.80
M 48×2.0	6-354-N552-9	6-354-V894-9	46.70 × 2.80

Typical fittings using these parts: F87OMX / S87OMX etc.

Other seal compounds available on request for alternative applications

